

## INTEGRATED USE OF BIOSLURRY AND CHEMICAL FERTILIZERS FOR VEGETABLE PRODUCTION

A. Muhmood\*, S. Javid, Z.A. Ahmad, A. Majeed and R.A. Rafique

Soil Chemistry Section, Institute of Soil Chemistry and Environmental Sciences

Ayub Agricultural Research Institute Faisalabad, Pakistan

\*Corresponding author's e-mail: [atif\\_1534@yahoo.com](mailto:atif_1534@yahoo.com)

Low organic matter content is one of the most important contributing factors for poor fertility status of Pakistani soils. Bioslurry, a by-product from the biogas plant, can successfully be used to improve crop productivity and soil health. A study was conducted to assess the integrated use of bioslurry and chemical fertilizers for improving the yield of vegetables. For this purpose, seven treatments i.e., control (recommended dose of NPK @ 55-76-0 kg ha<sup>-1</sup> for spinach, and NPK @ 125-75-60 kg ha<sup>-1</sup> for chilli), liquid slurry on the basis of recommended dose (RD) of N, dried slurry on the basis of RD of N, farm yard manure on the basis of RD of N, Half of the RD of N from chemical fertilizer and half from liquid slurry, Half of the RD of N from chemical fertilizer and half from dried slurry, Half of the RD of N from chemical fertilizer and half from farm yard manure, were applied before sowing of spinach and chilli and all the organic material was well mixed with soil. The results revealed that the highest yield (56.0 t ha<sup>-1</sup>) of spinach (total two cuttings) and chilli (3.06 t ha<sup>-1</sup>) was obtained with chemical fertilizer which was at par where half of the RD of N from chemical fertilizers and half from liquid slurry was applied. The results of the combined use of liquid slurry and chemical fertilizers were significantly better than those of liquid slurry alone. The plant analysis showed that total N, P, K, Zn, Cu, Fe and Mn contents were improved significantly by integrated use of bio-slurry with fertilizers.

**Keywords:** Bio-slurry, farm yard manure, spinach, chilli, yield, soil health

### INTRODUCTION

The increasing population and limited land forced our farmers to maximize crop yields per unit area through intensive cultivation. The organic matter, an indicator of soil fertility, is low in our soils (less than 1%). This is due to less rainfall and high temperature. The continuous mining of nutrients from soil ultimately decreases its productivity. Organic manure can serve as a substitute to mineral fertilizers. Organic fertilizers supply required nutrients, improve soil structure, increase microbial population and maintain the quality of crop produce (Suresh *et al.*, 2004; Dauda *et al.*, 2008; Ejaz *et al.*, 2012; Munir *et al.*, 2012; Khan *et al.*, 2012; Unal, 2013; Muhammad *et al.*, 2013). Despite the large quantities of plant nutrients in inorganic fertilizers as compared to organic fertilizers, the presence of growth promoting agents in organic fertilizers make them important for the enhancement of soil fertility and productivity (Sanwal *et al.*, 2007; Adeleye *et al.*, 2010). Bio-slurry, a by-product from biogas production plant, is a good quality organic fertilizer (Islam, 2006). During anaerobic fermentation process, about 25 to 30% of organic matter is transformed into biogas, while the rest is converted into bio-slurry. This residual manure is normally rich in macro and micro nutrients (Islam, 2006). Biogas slurry has the ability to improve the physical and biological quality of soil besides

providing both macro and micro-nutrients to crops. So, bioslurry could be one of the best organic fertilizers to revitalize soils since it is a rich source of both plant nutrients and organic matter. The use of bio-slurry can reduce the application of chemical fertilizers to a great extent. It is possible to reduce the use of the chemical fertilizers up to 50% which will benefit the farmers in their production costs and the soil will be high in fertility and productivity (Islam, 2006). Keeping in view the above facts, a study was conducted to evaluate the effect of integrated use of chemical fertilizer and bio-slurry for improving vegetable productivity and soil health.

### MATERIALS AND METHODS

Two field trials were conducted at Institute of Soil Chemistry & Environmental Sciences, Ayub Agricultural Research Institute during 2010 and 2011, to study the integrated effect of fertilizers and bio-slurry on vegetables (spinach and chilli) and soil health. The experiments were designed in a randomized complete block design (RCBD) with three replications.

The following treatments were applied in the experiment:

T1 = Recommended dose (RD) of NPK

T2 = Liquid slurry (LS) on the basis of RD of N

T3 = Dried slurry (DS) on the basis of RD of N

T4 = Farm manure (FM) on the basis of RD of N

T5 = Half of the RD of N from fertilizer and half from liquid slurry

T6 = Half of the RD of N from fertilizer and half from dry slurry

T7 = Half of the RD of N from fertilizer and half from FYM

**Soil sampling and analysis:** Soil samples were taken before sowing of crop for assessing the fertility status of the soil and were air dried, crushed and sieved through a 2 mm stainless steel sieve for physical and chemical characteristics (Table 1). Soil particle distribution was measured by hydrometer method (Blake and Hartge, 1986). About 250 g soil was saturated with distilled water for determining pH of soil. The paste was allowed to stand for one hour and pH was recorded by pH meter with glass electrodes using buffer of pH 4.0 and 9.0 as standard (McLean, 1982). For determining  $EC_e$ , extract of each soil paste was obtained by using vacuum pump and  $EC_e$  was noted with conductivity meter (Corning 220). Soil organic carbon (SOC) content was estimated following the method as described by Ryan *et al.* (2001), and available phosphorus was estimated by Olsen's method (Jackson, 1962). While for potassium, soil extraction was done with ammonium acetate (1 N of pH 7.0) and potassium was determined by using PFP-7 Janway Flame photometer (Rowell, 1994).

Plant samples (0.5 g) were digested with sulphuric acid and hydrogen peroxide according to the method of Wolf (1982). Total nitrogen was determined by Kjeldhal method (Jackson, 1962). Phosphorus in plant samples was determined by using yellow color method. 10 mL of digested liquid was taken into 50 mL volumetric flask + 10 mL of colored reagent (Molybdate Vanadate solution) + 30 mL of distilled water and it was left for 30 minutes to develop color. After that samples were run on spectrophotometer No. 410 (at 420 nm wavelength) reading were noted (Chapman and Pratt, 1961). Potassium was analyzed by Flame photometer (Jenway PFP-7). Zn, Cu, Fe and Mn in plant and organic sources were carried out by the standard procedures given by Rashid *et al.* (1986) using Atomic Absorption Spectrophotometer (AA-7000 Shimadzu). The data collected from the experiment

regarding different parameters were subjected to analysis of variance to test the significance of treatments and treatment means were compared using least significant difference (LSD) (Steel *et al.*, 1997).

**Characterization of organic materials:** Liquid and dried slurry was taken from biogas plant at Chak No. 254 RB Faisalabad. Liquid slurry, dried slurry and farm manure samples were analysed for their chemical constituents.

## RESULTS AND DISCUSSION

Vegetables are a source of vitamins, minerals and plant proteins in human diet all over the world. The maximum spinach and chilli yield (Table 3) was recorded where recommended dose of chemical fertilizer was applied alone and it was statistically at par with treatment where half of the RD of N from chemical fertilizer and half from liquid slurry was used. The spinach yield was low in treatment where liquid slurry was applied through fertigation and it was statistically significant with treatment containing recommended dose of chemical fertilizers. The highest yield in chemical fertilizer treatment is due to rapid supply and release of nutrients from inorganic fertilizers. The greater yield in treatment with combination of chemical fertilizer and bioslurry than combination of farm yard manure and chemical fertilizer may be due to the fact that bioslurry have narrow C:N ratio than farm yard manure That's why the mean yield of both vegetables that is more in combination of bioslurry and chemical fertilizers than farm yard manure and fertilizer integration due to supplying of more readily available nutrients. In addition to this soil applied organic matter not only served as a reservoir of all the required plant nutrients, but it also gave better structure to the soil, provided energy for the microbial activity which is essential for recycling of nutrients, affected the nutrient availability like N, P, K and S. These arguments were supported by Stevenson (1986) that application of organic amendments along with chemical fertilizers resulting in improving soil and water conservation, buffering capacity, exchange capacity of the soil. Due to this bioslurry showed better

**Table 1. Basic soil analysis**

Depth cm	pH -	$EC_e$ dS m <sup>-1</sup>	O.M -%-	P mg kg <sup>-1</sup>	K	Sand	Silt -%-	Clay	Texture
0-15	8.12	1.98	0.72	8.63	180	53.2	20.4	26.4	Sandy clay loam
15-30	8.03	1.88	0.63	7.69	160				

**Table 2. Chemical composition of bio- slurry and farm yard manure**

Organic Material	N	P	K	Fe	Zn	Cu	Mn
		-%-				-ppm-	
LS	0.98	0.68	1.09	1910	74.4	28.6	484
DS	1.00	0.79	1.17	2000	81.1	36.0	464
FYM	0.67	0.56	1.13	1560	73.6	22.6	396

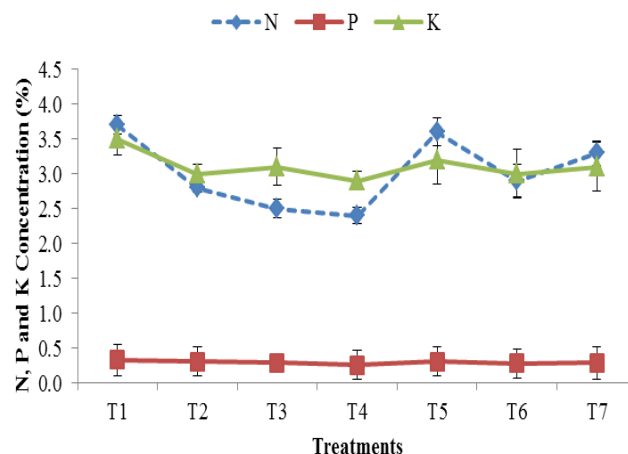
results than farmyard manure application. The decline in yield in organic fertilizer treated plants may be due to slow rate of mineralization and nutrient uptake. The findings of this study are in accordance with Devi *et al.* (2002). Shahbaz (2011) conducted a study on okra and found maximum okra fruit yield with the application of bioslurry @ 600 kg/ha and half of recommended nitrogenous fertilizer.

**Table 3. Effect of bioslurry on yield of spinach and chilli (t ha<sup>-1</sup>)**

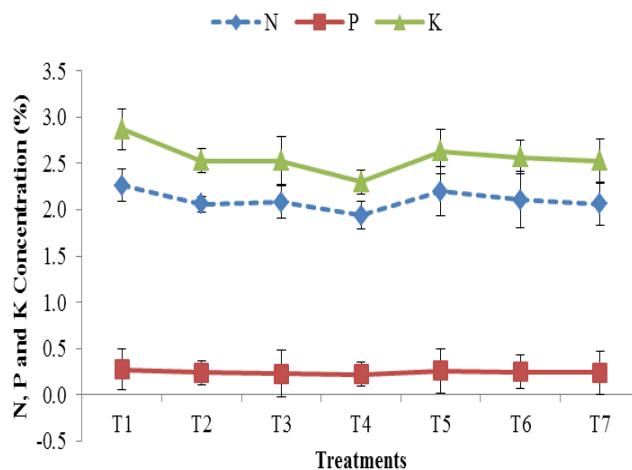
Treatments	Spinach yield (t ha <sup>-1</sup> )	Chilli yield (t ha <sup>-1</sup> )
Recommended dose of NPK	56.06 A	3.06 A
Liquid slurry on the basis of RD of N	39.33 C	1.86 C
Dried slurry on the basis of RD of N	49.63 B	1.87 C
Farm yard manure on the basis of RD of N	47.26 B	1.73 C
Half of the RD of N from chemical fertilizer and half from liquid slurry	52.73 AB	2.60 AB
Half of the RD of N from chemical fertilizer and half from dried slurry	48.90 B	2.07 BC
Half of the RD of N from chemical fertilizer and half from farm yard manure	49.97 B	2.03 BC
LSD	5.50	0.55

**Effect of bioslurry and fertilizer integration on macronutrient concentration of spinach and chilli:** The application of bioslurry and farm yard manure increased organic matter content, available phosphorus and exchangeable potassium of soil and improved the porosity and water holding capacity of the soil and it also reduced soil temperature fluctuations, reduced evaporation of soil water, and influenced the levels of some nutrients measured in plant. The maximum macronutrient contents (Fig.1 and 2) in leaves of both vegetables (i.e. spinach and chilli) were obtained in treatment with recommended dose of chemical fertilizer followed by treatment where ½ N from chemical fertilizer and ½ N from liquid slurry were applied. These treatments were statistically at par with each other but significantly differed from all other treatments. The higher concentration of nutrients by the application of chemical fertilizers is due to quick release of nutrients from fertilizers. The minimum macronutrient contents were obtained in the treatment where farm yard manure alone was used; this might be due to the gradual release of nutrients from its slow rate of decomposition. Bioslurry provides readily available nutrients to the growth media and plant flourish more rapidly and chlorophyll contents also increased. Due to more staying

nature of bioslurry in soil and holding and supplying nutrients more efficiently, bioslurry showed better results than farm yard manure application regarding N, P and K uptake by plant (Yu *et al.*, 2010). Similar results were also found by Liu *et al.* (2008) and Desuki *et al.* (2010).

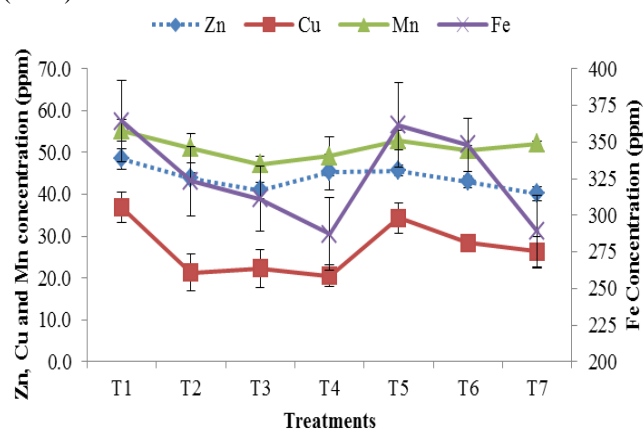


**Figure 1. Effect of bio-slurry and fertilizer integration on macronutrient concentration (%) in spinach leaf** (T1 = RD of NPK, T2 = LS on the basis of RD of N, T3 = DS on the basis of RD of N, T4 = FM on the basis of RD of N, T5 = ½ N from fertilizer and ½ N from LS, T6 = ½ N from fertilizer and ½ N from DS, T7 = ½ N from fertilizer and ½ N from FM).

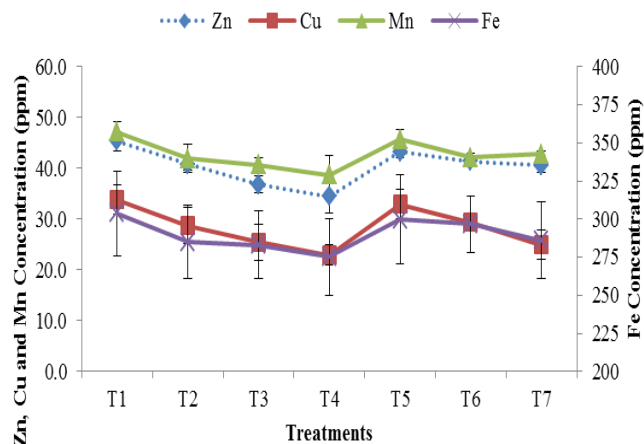


**Figure 2. Effect of bio-slurry and fertilizer integration on macronutrient concentration (%) in chilli leaf** (T1 = RD of NPK, T2 = LS on the basis of RD of N, T3 = DS on the basis of RD of N, T4 = FM on the basis of RD of N, T5 = ½ N from fertilizer and ½ N from LS, T6 = ½ N from fertilizer and ½ N from DS, T7 = ½ N from fertilizer and ½ N from FM).

**Effect of bioslurry and fertilizer integration on micronutrient concentration of spinach and chilli:** The maximum micronutrient contents (Figs.3 & 4) in leaves of both vegetables (spinach and chilli) were obtained in treatment with recommended dose of chemical fertilizer followed by treatment where  $\frac{1}{2}$  N from chemical fertilizer and  $\frac{1}{2}$  N from liquid slurry were applied. These treatments are statistically at par with each other but significantly differed from all other treatments. The maximum micronutrient concentration with the application of chemical fertilizers might be due to extensive root growth. Bioslurry affected the nutrient uptake to the plant in more consistent manner because its mineralization was occurred on later stages and provide nutrients to the plants along with mineral fertilizer. Whereas the minimum micronutrient contents were obtained in the treatments where organic materials were used alone, this might be due to the gradual release of nutrients from their slow rate of mineralization. High uptake of nutrients by soil applied bioslurry and farmyard manure along with chemical fertilizers might be due to the fact that it beside improving soil quality also supplied micro, macro nutrient to soil, increase uptake of nutrients to plant that flourish the plant growth that was observed in bioslurry application and due to supplying of more readily available nutrients while farm yard manure has wider C:N ratio than bioslurry. Therefore bioslurry shows better results on early stages of its application in soil on nutrients availability while farm yard manure affected the nutrient uptake to the plant in more consistent manner because its mineralization was occurred on later stages and provides nutrients to the plants along with mineral fertilizer (Sarwar *et al.*, 2007). The results of this study are in accordance with Sarwar *et al.* (2010).



**Figure 3. Effect of bio-slurry and fertilizer integration on micronutrient concentration (ppm) in spinach** (T1 = RD of NPK, T2 = LS on the basis of RD of N, T3 = DS on the basis of RD of N, T4 = FM on the basis of RD of N, T5 =  $\frac{1}{2}$  N from fertilizer and  $\frac{1}{2}$  N from LS, T6 =  $\frac{1}{2}$  N from fertilizer and  $\frac{1}{2}$  N from DS, T7 =  $\frac{1}{2}$  N from fertilizer and  $\frac{1}{2}$  N from FM).



**Figure 4. Effect of bio-slurry and fertilizer integration on micronutrient concentration (ppm) in chilli leaf** (T1 = RD of NPK, T2 = LS on the basis of RD of N, T3 = DS on the basis of RD of N, T4 = FM on the basis of RD of N, T5 =  $\frac{1}{2}$  N from fertilizer and  $\frac{1}{2}$  N from LS, T6 =  $\frac{1}{2}$  N from fertilizer and  $\frac{1}{2}$  N from DS, T7 =  $\frac{1}{2}$  N from fertilizer and  $\frac{1}{2}$  N from FM).

**Postharvest soil analysis:** Post harvest soil analysis depicted that there is a little difference of pH and E<sub>c</sub> of the soil before and after the experiment. Despite the fact that well decomposed bioslurry and farm yard manure act as the buffering agent no significant improvement in pH was found in this experiment. This may be due to the slow rate of mineralization. There is a definite trend on the content of organic matter in the soil after the crop. For the noticeable change in organic matter content long-term observation is required. It is too short period to notice the changes on the soil properties brought about by the application of bioslurry and farm yard manure along with different doses of inorganic N fertilizer. Application of mineral fertilizer along with farm yard manure and bioslurry has showed positive contribution on the availability of K content in soil, whereas the available phosphorus content in the soil has shown no definite trend. This is mainly due to alkaline soil pH property. Soil phosphorus in high soil pH environment becomes deficit even if it is present in plentiful amount Shahbaz (2011) conducted a study on okra and using different combinations of bioslurry and chemical fertilizer and he found the similar trend in soil property after harvest of crop as observed in this study.

**Economic analysis of the study:** The economic analysis of the study depicted that maximum benefit was obtained in case integration of chemical fertilizers and liquid slurry where as minimum benefit was obtained where only organic sources were used without integration. So, it is economical to use integration of chemical fertilizers and fresh slurry instead of using organic or inorganic fertilizers alone.

**Table 4. Post harvest soil analysis**

Treatment	pH	ECe (dS/m)	O.M (%)	Av. P (mg/kg)	Av. K (mg/kg)
Recommended dose of NPK	8.11	1.95	0.71	8.42	195
Liquid slurry on the basis of RD of N	8.15	1.81	0.82	8.71	204
Dried slurry on the basis of RD of N	8.15	1.88	0.79	8.76	208
Farm yard manure on the basis of RD of N	8.16	1.89	0.80	8.73	213
Half of the RD of N from chemical fertilizer and half from liquid slurry	8.14	1.80	0.76	8.62	200
Half of the RD of N from chemical fertilizer and half from dried slurry	8.15	1.83	0.78	8.50	202
Half of the RD of N from chemical fertilizer and half from farm yard manure	8.16	1.85	0.74	8.55	209

**Table 5. Economic analysis**

Treatments	Spinach	Chilli
	Benefit cost ratio (BCR)	
Recommended dose of NPK	8.34	8.01
Liquid slurry on the basis of RD of N	7.80	6.16
Dried slurry on the basis of RD of N	7.10	5.79
Farm yard manure on the basis of RD of N	6.61	5.41
½ N from chemical fertilizer and ½ N from liquid slurry	9.26	8.10
½ N from chemical fertilizer and ½ N from dried slurry	8.45	6.62
½ N from chemical fertilizer and ½ N from farm manure	8.23	6.54

**Conclusion:** The combination of inorganic and organic fertilizers (liquid slurry) proved cost effective and produced the maximum yield compared with other combinations but at par with treatment where chemical fertilizer was applied alone. This best combination also saved half nitrogenous fertilizer. So, this combination may be recommended to farmers for better production of vegetables

**Acknowledgments:** The work reported in this manuscript was funded by Pakistan Domestic Biogas Program (PDBP) and Rural Support Program Network (RSPN) with the collaboration of Institute of Soil Chemistry and Environmental Sciences, Ayub Agriculture Research Institute, Faisalabad, Pakistan.

## REFERENCES

- Adeleye, E.O., L.S. Ayeni and S.O. Ojeniyi. 2010. Effect of poultry manure on soil physico-chemical properties, leaf nutrients content and yield of yam (*Discorea rotundata* L.) on Alfisol in South Western Nigeria. *J. Amer. Sci.* 6: 871-878.
- Blake, G.R and K.H. Hartge. 1986. Bulk density. In: A. Klute (ed.), *Methods of Soil Analysis, Part 1: Physical and Mineralogical Methods*, pp.363-375. American Society of Agronomy, Madison, WI.
- Chapman, H.D. and P.F. Pratt. 1961. *Soil water and plant analysis*. Univ. California, Riverside, Agri. Div. Publication, CA, USA.
- Dauda, S.N., F.A. Ajayi and E. Ndor. 2008. Growth and yield of water melon (*Citrullus lanatus* L.) as affected by poultry manure application. *J. Agri. Social Sci.* 4: 121-124.
- Devi, H.J., T.K. Maity, U. Thapa and N.C. Paria. 2002. Effect of integrated nitrogen management on yield and economics of brinjal. *J. Inter.* 6: 450-453.
- Desuki, M.E., A.M.R. Abdel-Mawgoud, S.R. Salman and S.D. Abou-Hussein. 2010. Performance of some snap bean varieties as affected by different levels of mineral fertilizers. *J. Agron.* 4: 242-247.
- Ejaz, M., R. Waqas, C.M. Ayyub, M. Butt, Shuaib-ur-Rehman, F. Bashir and A. Manan. 2012. Efficacy of zinc with nitrogen as foliar feeding on growth, yield and quality of tomato grown under poly tunnel. *Pak. J. Agri. Sci.* 49: 331-333.
- Islam, M.S. 2006. *Soil fertility issues in Bangladesh*, EU Food Security and Identification and Formulation Mission, Dhaka, Bangladesh.
- Jackson, M.L. 1962. *Soil Chemical Analysis*. Prentice Hall: Inc. Englewood Cliffs, New Jersey, USA.
- Khan, A.W., R.A. Mann, M. Saleem and A. Majeed. 2012. Comparative rice yield and economic advantage of foliar KNO<sub>3</sub> over soil applied K<sub>2</sub>SO<sub>4</sub>. *Pak. J. Agri. Sci.* 49: 481-484.
- Liu, W.K., L.F. Du and Q.C. Yang. 2008. Biogas slurry added amino acids decreased nitrate concentrations of lettuce in sand culture. *Acta Agriculture Scandinavica, Section B-Soi. Plant Sci.* 58: 1-5.

- McLean, E.O. 1982. Soil pH and lime requirement, pp.199-209. In: A.L. Page, R.H. Miller and D.R. Keeney (eds.) *Methods of Soil Analysis part 2: Chemical and Microbiological Properties*, 2<sup>nd</sup> Ed. American Society of Agronomy 9, Madison, WI, USA.
- Muhammad, S., A.S. Anjum, M.I. Kasana and M.A. Randhawa. 2013. Impact of organic fertilizer, humic acid and sea weed extract on wheat production in Pothowar region of Pakistan. *Pak. J. Agri. Sci.* 50: 677-681.
- Munir, A., Anwar-ul-Hassan, S. Nawaz and M.A. Bajwa. 2012. Farm manure improved soil fertility in mungbean-wheat cropping system and rectified the deleterious effects of brackish water. *Pak. J. Agri. Sci.* 49: 511-519.
- Rashid, A. 1986. Mapping zinc fertility of soils using indicator plants and soils analysis. PhD Dissertation, University of Hawaii, HI, USA.
- Ryan, J., G. Estefan and A. Rashid. 2001. *Soil and Plant Analysis Laboratory Manual*, 2<sup>nd</sup> Ed. International Center for Agricultural Research in Dry Areas, Aleppo, Syria.
- Rowell, D.L. 1994. *Soil Science: Methods and application*. Longman Scientific & Technical, UK.
- Sanwal, S.K., K. Lakminarayana, R. K. Yadav, N. Rai, D.S. Yadav and B. Mousumi. 2007. Effect of organic manures on soil fertility, growth, physiology, yield and quality of turmeric. *Ind. J. Hort.* 64: 444-449.
- Sarwar, G., H. Schmeisky, M.A. Tahir, Y. Iftikhar and N.U. Sabah. 2010. Application of green compost for improvement in soil chemical properties and fertility status. *J. Anim. Plant Sci.* 20: 258-260.
- Sarwar, G., N. Hussain, H. Schmeisky and S. Muhammad. 2007. Use of compost and environment friendly technology for enhancing rice-wheat production in Pakistan. *Pak. J. Bot.* 39: 1553-1558.
- Shahabz, M. 2011. Potential of bio-slurry and compost at different levels of inorganic nitrogen to improve growth and yield of okra (*Hibiscus esculentus* L.). MSc. Thesis, University of Agriculture Faisalabad, Pakistan.
- Suresh, K.D., G. Sneha, K.K. Krishna and C.M. Mool. 2004. Microbial biomass carbon and microbial activities of soils receiving chemical fertilizers and organic amendments. *Arch. Agron. Soil Sci.* 50: 7-641.
- Steel, R.G.D., J.H. Torrie and D.A. Dickey. 1997. *Principles and Procedures of Statistics: A biometrical approach*, 3<sup>rd</sup> Ed. McGraw Hill Book Co., New York, USA.
- Stevenson, F.J. 1986. *Cycles of soil: Carbon, nitrogen, phosphorous, sulfur and micronutrients*, 2<sup>nd</sup> Ed. John Wiley and Sons, Inc, New York, USA.
- Thu, L.T.X. 2006. *Bio-slurry Utilization in Vietnam*. Half Year Country Report.
- Unal, M. 2013. Effect of organic media on growth of vegetable. *Pak. J. Agri. Sci.* 50: 517-522.
- Yu, F.B., X.P. Luo, C.F. Song, M.X. Zhang and S.D. Shan. 2010. Concentrated biogas slurry enhanced soil fertility and tomato quality. *Plant Soil Sci.* 60: 262-268.
- Wolf, M. 1982. Characterization of sister chromatid exchange induction by hydrogen peroxide. *Environ. Mutag.* 4: 135-142.