

IMPACTS OF CPEC ON SOCIO-ECONOMIC STANDARDS OF LIFE: A CASE STUDY OF DISTRICT GWADAR.

Author

Sajid Anwar
M.Phil. Scholar, International Relations.
Comsat University Islamabad, Pakistan.
Sajidanwar576@gmail.com
0311-1304202.

Co-author

Zain ullah.
M.A political Science.
University of Punjab, Lahore, Pakistan.
zainoktk@gmail.com
03418087814.

ABSTRACT

The research is aimed to find out the impact of CPEC on socio economic aspect of life over the local people of Gwadar. Keeping into consideration the transition of the region, the study has been conducted in light of Modernization Theory in connection with its historical background and socio economic conditions as well. The pre and post modernization life standards with its accessibility to resources and facilities have been put into consideration. With the advent of modernization individual's access to basic facilities is certain and this is a burning question that whether the local people agree to have improved their living standards and access to the basic facilities or not. The research method is on quantitative pattern in order to reach the people's perceptions regarding the development. Findings showed that some agree with positive impacts while some call it have negative impact over social life of locality.

Introduction.

Pak-china economic corridor is a bilateral cooperation between china and Pakistan. Both the countries have been trading for decades which sprouted opportunities for the countries on both sides. Pak-china friendship is actually a relation who aimed at strengthening the trade and brings regional peace which further nurtures the trade route. In a nutshell the China-Pakistan relations are based on certain principles which include economic, political and geostrategic agendas. These similar aims brought them closer to each other through reciprocal companionship. With regard to bilateral relations got a momentum with frequent visits on the part of higher authorities of both the states and consequent signing of various agreements. In 2007, for example, Pakistan signed Free Trade Agreement (FTA) with China. Since then, China has tried to show its visibility in Pakistan's economic sector. Again, in July 2013, china and Pakistan signed a memorandum of understanding (MOU) to construct an economic corridor route stretching from Kashgar to Gwadar passing through Gilgit-Baltistan and other provinces of Pakistan. This 4000 Km rail road will be formed giving birth to 12-13 developmental zones suggested along-side which is an exceptional investment in Pakistan which can directly or indirectly strengthen the economy of Pakistan (Hussain, 2016).

This trade route was once considered as a silk road is narrowed down to China-Pak economic corridor (CPEC) to specify the china and Pakistan's relation. The route falls in three (western, Central and eastern route) of CPEC. It enters into Pakistan through Khyber Pakhtoonkhwa (KPK) from china passing through Khunjerab Pass and Gilgit-Baltistan. Then its First (Western) route comes down to the lower parts of KPK passes through Dera ismail khan and enters into Baluchistan and connect the areas of Zhob, Qila shafiullah, Quetta, Kalat, Punjgar, Turbat and Gwadar. The second (Central) route starts from Dera ismail khan moves to Dera ghazi khan and connect the areas of Murad jamail, Khuzdar, Panjgar, Turbat to Gwadar that third(Eastern) route passes through Punjab connects Lahore, Multan, and Sakkar and then winds itself back toward Baluchistan passes through Khuzdar , Punjgar, Turbat and reaches Gawadar. A subtitle course is 10 with try starting from Sakkar and wriggles through the coastal sides of Karachi to connect even the last district to flourish trade and enters back into Baluchistan leads to Gawadar. (Rizvi, 2015) The idea of China–Pakistan Economic Corridor was floated at the time of President Musharraf government (1999–2007).

The erection of the Gwadar port was started, but in the beginning the project was given to Singapore Port Authority instead of China. But after the construction of the Gwadar port has been awarded to China. This strategic corridor imagines a multi-billion dollar master plan to be constructed till 2030. The proposed corridor will connect Gwadar to Kasghar through the new and existing rail and road networks of Karakoram and Indus (Ouyang, 2013).

Pak-china economic corridor is a multibillion dollars project which is comprised of a high trade route stretching from kashgar enters into Pakistan moves on from those Gilgit Baltistan downward to the lower parts of KPK, touching the very nodes of KPK which are of ultra-importance both as geographically as well as trade centers which either are expected to be the hubs of business in the route connect Kashgar to Gawadar and will have a fleecing effect on our economy the rail route, gas pipelines are to be stretched between the kashgar and Gawadar. It will also boost up social connectivity between Pak and china. This gig anted supply will flourish KPK and Baluchistan as they are connected through this spiral route of business. It will bring a blossoming effect on the South Asian region (Hussain, 2016).

Balochistan, undoubtedly, is one of the most vital areas of Pakistan in relation to CPEC developments: its geographical location makes it a great trade route, linking the deep-water port of Gwadar with Xinjiang province of China, Afghanistan and Central Asian Republics. CPEC is rightly described not only a set of roads and highways, but also a comprehensive package of development projects contributing to all sectors of the economy. The road and rail networks and 18 infrastructure development in the province can contribute to the socioeconomic development in the region in many ways. It can create an enduring economic opportunity for Pakistan and for Balochistan province and has the durable potential to transform the provincial economy and bring it at par with the national economy of the country. Gawadar seaport has been established. The participants of this survey are mostly the students, studying in different Universities of Punjab province.

Role of China Pakistan Economic Corridor (CPEC).

The term CPEC development directly links to the process through which a society move forward in multi-dimensions or get certain modifications in every sphere of life. In addition to it, this study, uses the term development in socioeconomic context, refers to the opportunities that is to get from the social and economic development of China and Pakistan economic corridor (CPEC) in Gwadar, which is not only has its significance for the local people of that area in Baluchistan, but also plays an important role in the socioeconomic development of Pakistan. This study uses the term development for the better life style of the local people and as a way of socioeconomic development in the country. The term may even elucidate to the plight in dress pattern, actions and family size, health, education decision making, electricity gas, pure drinking water. The business, industrial zones, highways, motorways, railways and advance buses services systems come under the umbrella of CPEC. CPEC which will provide employment opportunities, technological advancement and urbanization through housing society and increase in land prices which ultimately result in per capita income increase for the local people of the Gwadar. Social is to deal with the welfare of human being. In this study the term social refers to the social life of local of the Gwadar which is the outcome of the development of the CPEC. Social development due to CPEC is beneficial for the individuals who were living over there because it brought the changes in the social life of people such as dress behavior cultural norms and value in the society like family size, education ,health in living of people, Standard life ,industrial installation with railway highway, comfortable transport services, university, housing society, gas facilities and clean drinking water. Thus in short complete urbanized society on modern pattern with maximum facilities. Economic concerns with the production and distraction of goods and services industries business and

employment opportunities that are available and provide to the people and as such economic wellbeing is ensured.

Hence; Pakistan will be the focus of foreigners and Great powers. These sub projects which constitute the CPEC mega project. It will bring job opportunities, liberty and freedom, technological advancement in the land of Gawadar and in the overall Pakistan. Beside it, it will shape Gawadar into Global Gawadar and will be the key to modernity of the residents. Some of the sub projects which constitute the soul and body of the CPEC are given below (HashemyA, 2017).

China will provide grant of US\$230mn for the construction of new international airport in Gwadar expected to be operational in 2018. Gwadar city will also be developed with the help of interest free loan from Exim Bank of China to finance projects such as:

- 300MW coal power plant.
- Desalinization plant.
- 300 bed hospital.
- Expressway along Gwadar's East Bay.
- Pak-China Technical and Vocational Institute.



CPEC will be Balance of Payments accretive by US\$1-2bn Annually after bookkeeping for coal and LNG imports of US\$1bn.

CPEC: Priority Power Projects.

S #	Project Name*	MW*	Estimated Cost (US\$mn)*	Status**
1	Port Qasim Electric Company Coal Fired Project	1,320	1,980	Imported Coal; Super Critical; Completion 2018
2	Sahiwal Coal Fired Power Plant	1,320	1,600	Imported Coal; Super Critical; Completion 2018
3	Engro Thar Coal Fired	1,320	2,000	Local Coal; Sub critical; Completion by 2018 for first 330MW
4	Surface Mine Thar Coal Block 2		1,470	Open Pit Mining; Completion by 2018
5	Gwadar Coal Power Project	300	360	Imported Coal. Completion by 2018
6	HUBCO Coal Power Project	660	970	Imported Coal. Super Critical. Completion by 2018
7	Rahim Yar Khan Coal Power Project	1,320	1,600	Imported Coal; Super Critical; Completion in 2018
8	SSRL Thar Coal Block 1		1,300	Delay
9	SSRL Thar Mine Mouth Power Plant	1,320	2,000	Local Coal; Delay
10	Quadi Azam Solar Park	1,000	1,350	Completion 2017
11	Dawood Wind Farm, Bhambore, Sind	50	125	Completion 2017
12	UEP Wind Farm, Jhimpir Sindh	100	250	Completion 2017
13	Sachal Wind Farm, Jhimpir Sindh	50	134	Completion 2017

14	Sunnec Wind Farm, Jhimpir, Sindh	50	125	Delay
15	Suki Kinari Hydropower Project, KPK	870	1,802	Longer term. Completion expected by 2022
16	Karot Hydropower Project	720	1,420	Longer term. Completion expected by 2022
17	Matiari to Lahore Transmission Line		1,500	Completion by 2018
18	Matiari to Faisalabad Transmission Line		1,500	Completion by 2018
	Total Priority	10,400	21,486	

FINDINGS AND RESULTS.

Table No.1

CPEC has a significant role for the local people?

	Frequency	Percent	Valid Percent	Cumulative Percent
strongly agree	22	15.7	15.7	15.7
Agree	42	30.0	30.0	45.7
neutral	20	14.3	14.3	60.0
strongly disagree	33	23.6	23.6	83.6
disagree	23	16.4	16.4	100.0
Total	140	100.0	100.0	

Table no.7 shows the respondents reaction about the statement that CPEC has a significant role for the local people. Its illustrate that about 45.7% of the people of Gwadar are agree to the

statement that CPEC has a significant role while 40.0% of respondents are disagree to the statement and 14.3% mark neutral. From the above table it's can be concluded that majority people are agree to the statement that CPEC has a significant role for the local people.

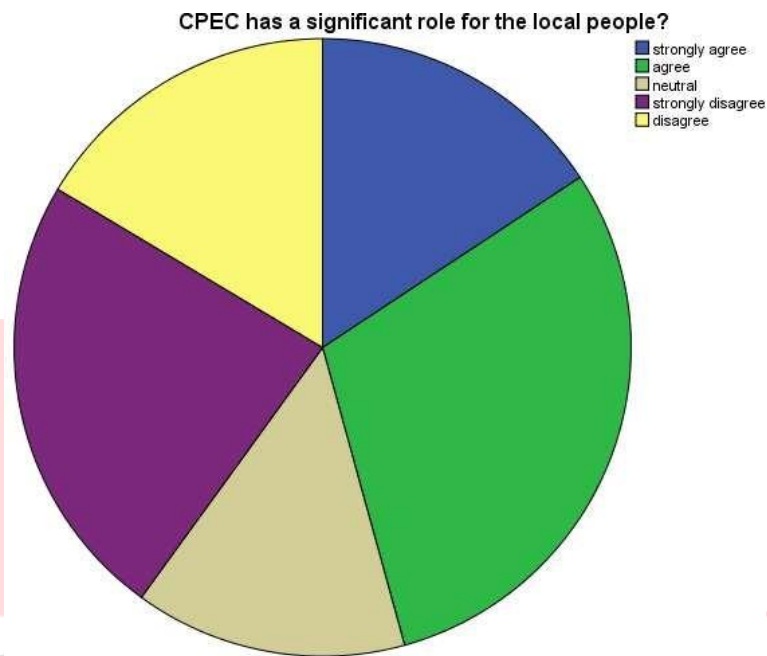


Table No.2

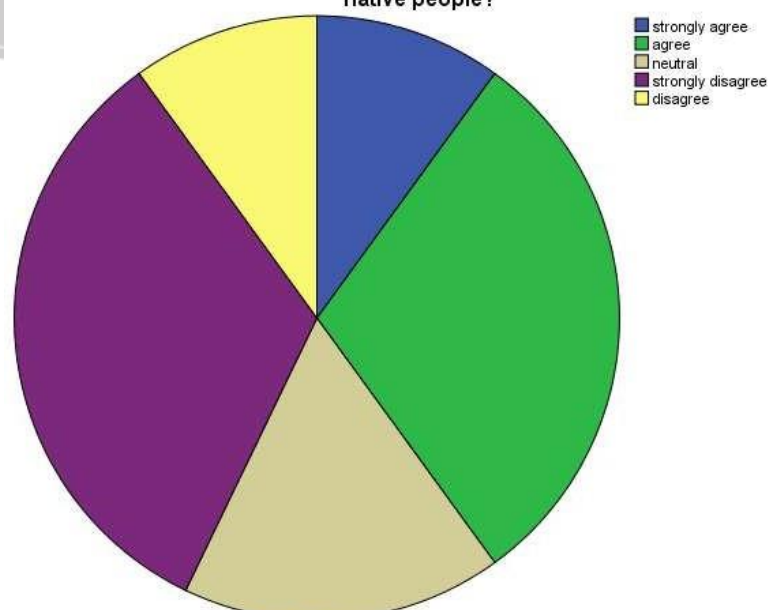
There is a social significance and importance of that CPEC development for the native people?

	Frequency	Percent	Valid Percent	Cumulative Percent
strongly agree	14	10.0	10.0	10.0
agree	42	30.0	30.0	40.0
neutral	24	17.1	17.1	57.1
strongly disagree	46	32.9	32.9	90.0
disagree	14	10.0	10.0	100.0
Total	140	100.0	100.0	

Table no.8 shows the reaction of people of Gawadar about the statement that there is a social significance and importance of that CPEC development for the native people. From which 40.0% of the respondents are agree to the statement while 42.9% of the respondents disagree which mean that they have not seen any significance of CPEC in Gawadar. The table also shows that 17.1% respondent remain neutral about the above statement.



There is a social significance and importance of that CPEC development for the native people?



**Pukhtunkhwa
Journal**

International Journal Pukhtunkhwa Journal | Volume 3 | Issue II | June 2018

<https://pukhtunkhwajournal.org>

info@pukhtunkhwajournal.org

Table No.3**Do You agree that CPEC brings better living standards for the Gwadar City?**

	Frequency	Percent	Valid Percent	Cumulative Percent
strongly agree	32	22.9	22.9	22.9
Agree	34	24.3	24.3	47.1
neutral	14	10.0	10.0	57.1
strongly disagree	42	30.0	30.0	87.1
disagree	18	12.9	12.9	100.0
Total	140	100.0	100.0	

This table show the respondent views about the statement that CPEC brings better living standards for the Gwadar City .In which 47.2% of the respondents have agree with the statement. But 42.9% respondents disagree while 10.0% remain neutral about the statement.

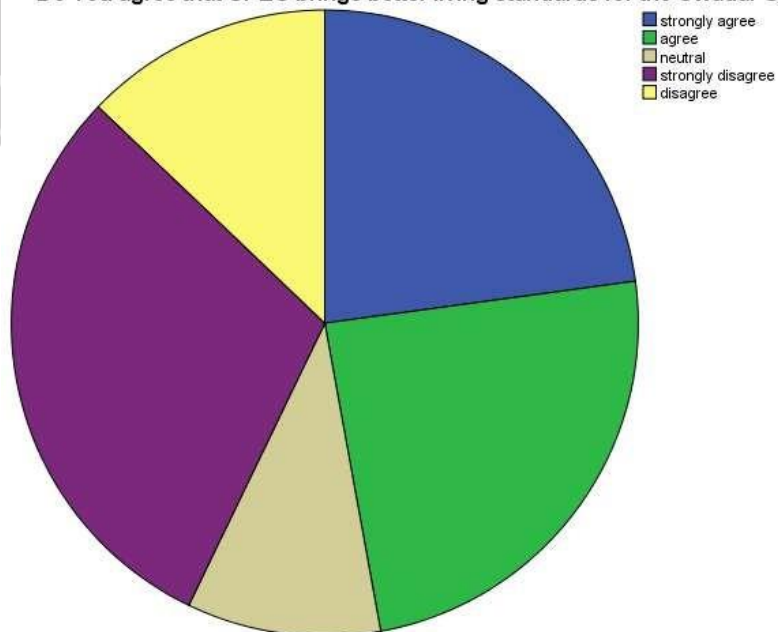
**Do You agree that CPEC brings better living standards for the Gwadar City?**

Table No.4**Do you think that CPEC would benefit the local people of Gwadar?**

	Frequency	Percent	Valid Percent	Cumulative Percent
strongly agree	29	20.7	20.7	20.7
Agree	32	22.9	22.9	43.6
neutral	13	9.3	9.3	52.9
disagree	40	28.6	28.6	81.4
strongly disagree	26	18.6	18.6	100.0
Total	140	100.0	100.0	

Table No.10 shows the respondents views about the statement that CPEC would benefit the local people of Gwadar. In which about 47.2% respondents have the beliefs that CPEC have no benefits for Gwadar city while 43.6% respondents are agree with statement and 9.3% respondents remains neutral about the statement.

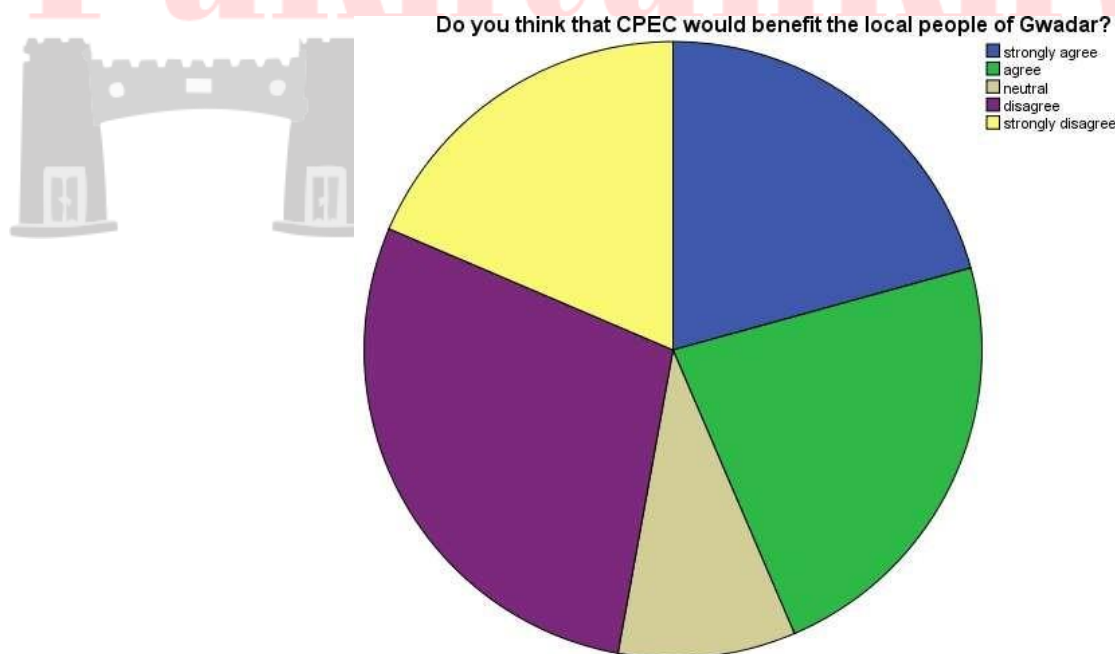


Table No.5

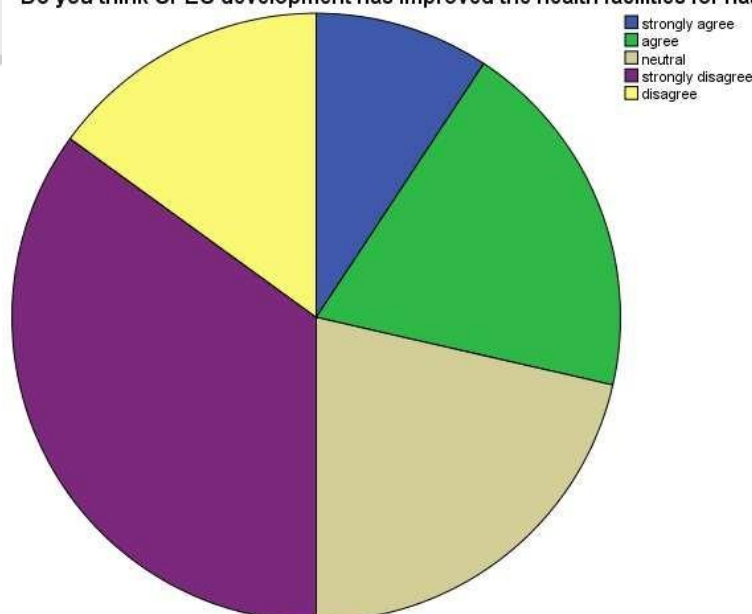
Do you think CPEC development has improved the health facilities for natives?

	Frequency	Percent	Valid Percent	Cumulative Percent
strongly agree	13	9.3	9.3	9.3
Agree	27	19.3	19.3	28.6
Neutral	30	21.4	21.4	50.0
strongly disagree	49	35.0	35.0	85.0
Disagree	21	15.0	15.0	100.0
Total	140	100.0	100.0	

This table shows the respondent views about the statement that CPEC development has improved the health facilities for natives. In which 28.6% mark agree option while 50.0% of the respondents have shown the reaction that we did not see any health facilities for the natives people and 21.0% of the people shows neutral response.



Do you think CPEC development has improved the health facilities for natives?



Pukhtunkhwa
Journal

International Journal Pukhtunkhwa Journal | Volume 3 | Issue II | June 2018

<https://pukhtunkhwajournal.org>

info@pukhtunkhwajournal.org

Table No.6

Do you think that CPEC has educational improvement and better educational facilities for the community?

	Frequency	Percent	Valid Percent	Cumulative Percent
strongly agree	10	7.1	7.1	7.1
Agree	28	20.0	20.0	27.1
Neutral	25	17.9	17.9	45.0
strongly disagree	43	30.7	30.7	75.7
Disagree	34	24.3	24.3	100.0
Total	140	100.0	100.0	

Table no.12 shows the results of respondent's reaction about the statement that CPEC has educational improvement and better educational facilities for the community. In which 27.1% of the respondents were agree while 55.0% respondent have negative attitude about the statement and they disagree. 17.9% of the respondents show neutral response about the statement.



Do you think that CPEC has educational improvement and better educational facilities for the community ?

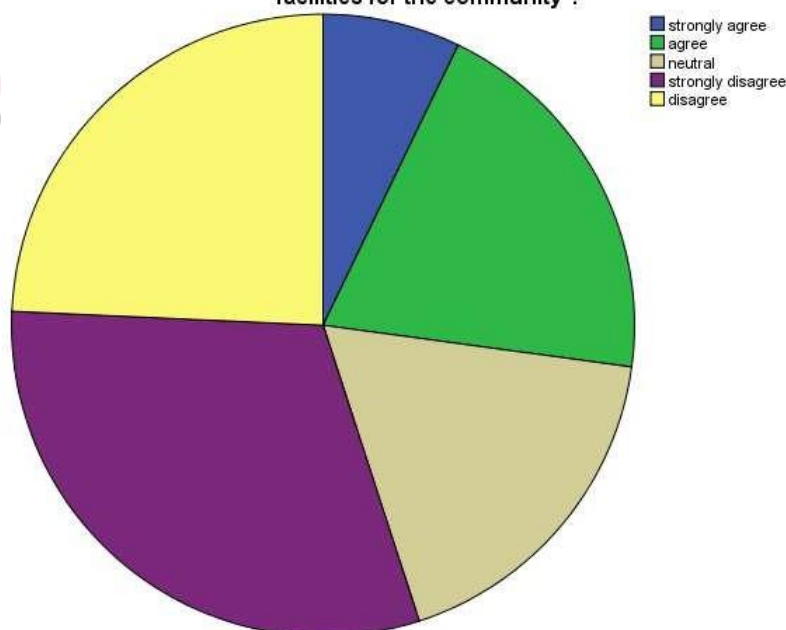


Table No.7

The access of the electricity increased due to CPEC development in Gwadar?

	Frequency	Percent	Valid Percent	Cumulative Percent
strongly agree	11	7.9	7.9	7.9
agree	35	25.0	25.0	32.9
neutral	28	20.0	20.0	52.9
strongly disagree	42	30.0	30.0	82.9
disagree	24	17.1	17.1	100.0
Total	140	100.0	100.0	

Table no.13 shows the respondent response about the statement that the access of the electricity increased due to CPEC development in Gwadar. In which 32.9% were agree with statement while 47.1% respondents were disagreed and 20.0% respondents have no idea about the statement.

The access of the electricity increased due to CPEC development in Gwadar?

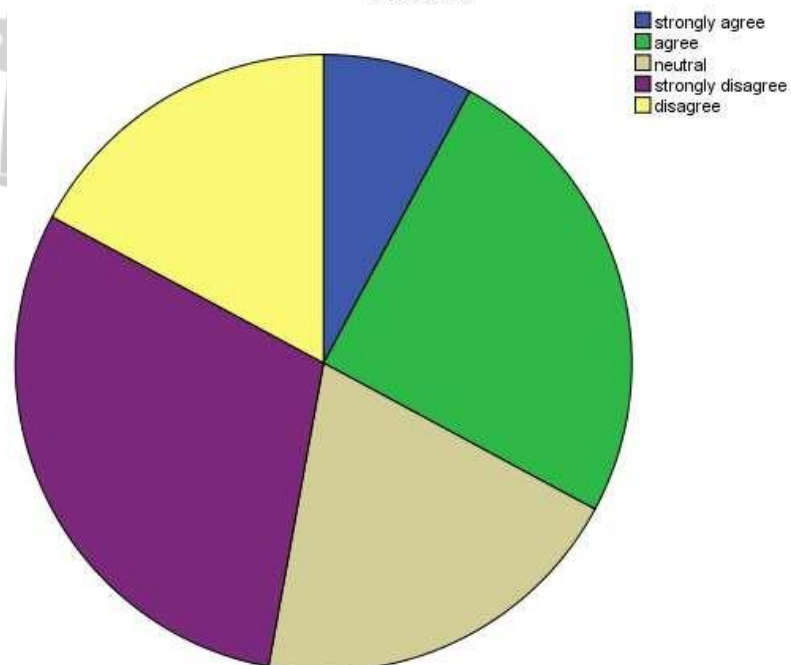


Table No.8**Gas facilities available to the city and even to remote areas due to the development CPEC?**

	Frequency	Percent	Valid Percent	Cumulative Percent
strongly agree	11	7.9	7.9	7.9
Agree	14	10.0	10.0	17.9
neutral	23	16.4	16.4	34.3
strongly disagree	55	39.3	39.3	73.6
disagree	37	26.4	26.4	100.0
Total	140	100.0	100.0	

Table no.14 shows the response of Gawader people about the statement that the Gas facilities available to the city and even to remote areas due to the development CPEC. In which 17.9% of the respondents agree with statement while 65.7% of the respondents are disagree to the statement and 16.4% respondents remain neutral about the statement. So it's concluded that there are no gas facilities in the Gwadar city.

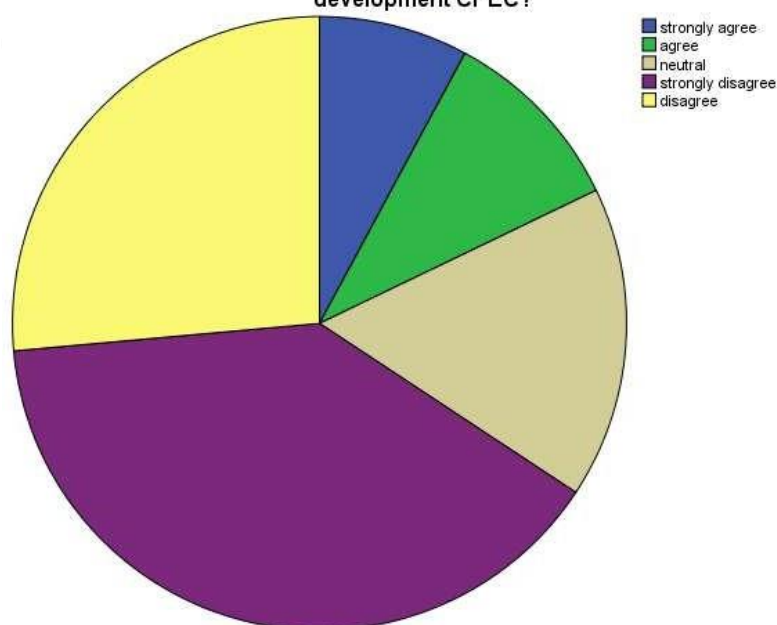
Gas facilities available to the city and even to remote areas due to the the development CPEC?

Table No.9**Do you think people started hoteling after CPEC development in Gwadar?**

	Frequency	Percent	Valid Percent	Cumulative Percent
strongly agree	20	14.3	14.3	14.3
Agree	28	20.0	20.0	34.3
Neutral	35	25.0	25.0	59.3
strongly disagree	38	27.1	27.1	86.4
Disagree	19	13.6	13.6	100.0
Total	140	100.0	100.0	

Table no.15 shows the respondents response about the statement that the people started hoteling after CPEC development in Gwadar. in which about 34.3% of the respondent were agree to the statement while 25.0% of the respondents show no view about the statement while 40.7.0% of the people have negative attitude and they are disagree with the statement,

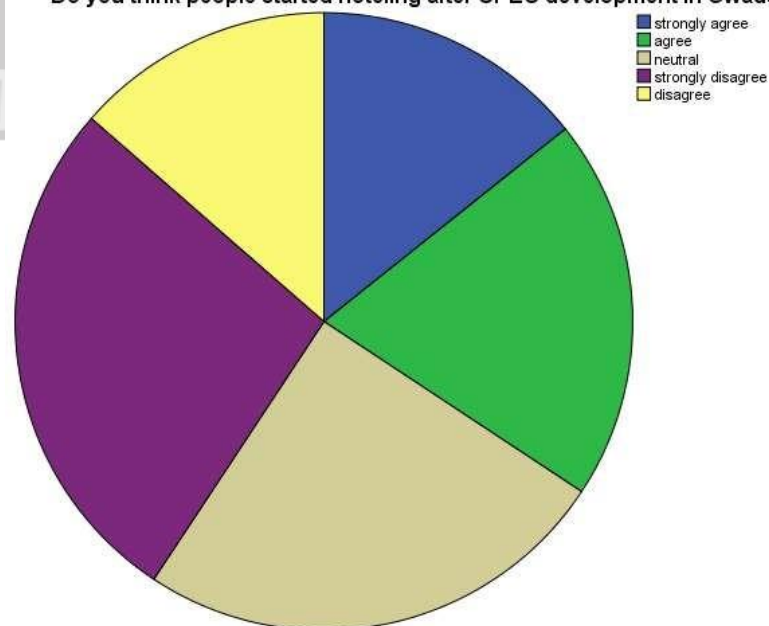
**Do you think people started hoteling after CPEC development in Gwadar?**

Table no.10

After the CPEC the local people have easy access to clean drinking water?

	Frequency	Percent	Valid Percent	Cumulative Percent
strongly agree	13	9.3	9.3	9.3
Agree	29	20.7	20.7	30.0
Neutral	25	17.9	17.9	47.9
strongly disagree	57	40.7	40.7	88.6
Disagree	16	11.4	11.4	100.0
Total	140	100.0	100.0	

Table no.16 shows the Gawadar peoples response about the statement that the CPEC the local people have easy access to clean drinking water. In which 30.0% are agree to the statement, 17.9% respondents remain neutral about the statement while 52.1% people show disagree response that there are no good facilities of pure water for drinking.



After the CPEC the local people have easy access to clean drinking water?

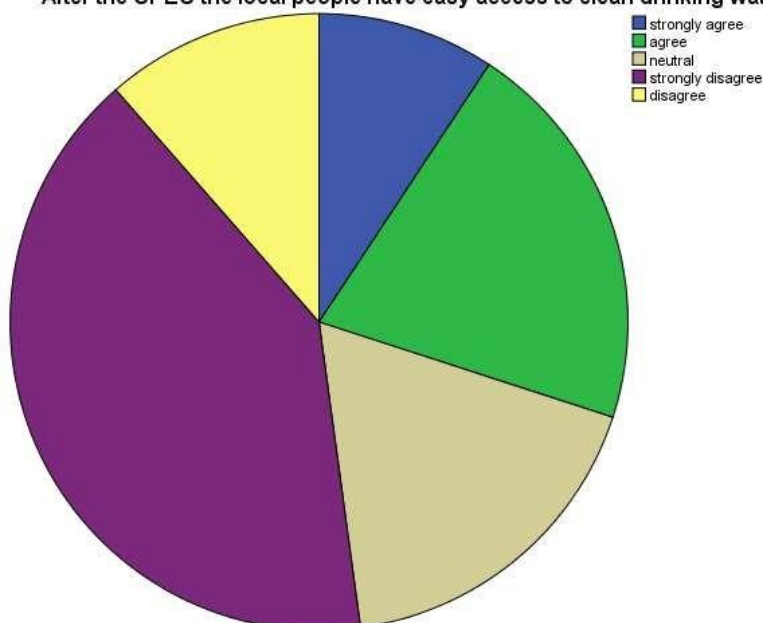


Table no.11**People of Gwadar will become parts of CPEC enthusiastically?**

	Frequency	Percent	Valid Percent	Cumulative Percent
strongly agree	11	7.9	7.9	7.9
Agree	28	20.0	20.0	27.9
Neutral	33	23.6	23.6	51.4
strongly disagree	37	26.4	26.4	77.9
Disagree	31	22.1	22.1	100.0
Total	140	100.0	100.0	

Table no.17 shows the respondents response to the statement that the People of Gwadar will become parts of CPEC enthusiastically.in which about 28% respondents were agree to the statements while 48.5% of the respondents were disagree to the statement and 23.6% of the respondents remain neutral.

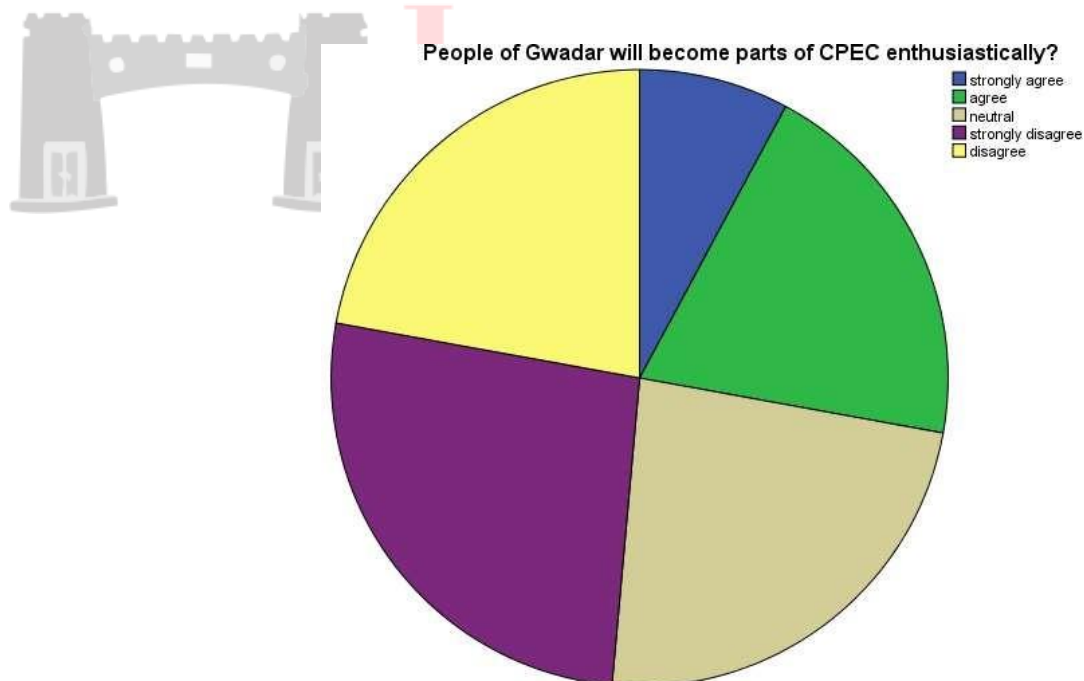


Table no.12

Do you think that the CPEC can change the life of tribal people?

	Frequency	Percent	Valid Percent	Cumulative Percent
strongly agree	17	12.1	12.1	12.1
Agree	33	23.6	23.6	35.7
Neutral	30	21.4	21.4	57.1
strongly disagree	36	25.7	25.7	82.9
Disagree	24	17.1	17.1	100.0
Total	140	100.0	100.0	

Table no.18 shows the respondents response about the statement that the CPEC can change the life of tribal people. In which 35.7% of the respondents agreed to the statement while 42.8% disagreed and 21.4% remain neutral.

Do you think that the CPEC can change the life of tribal people?

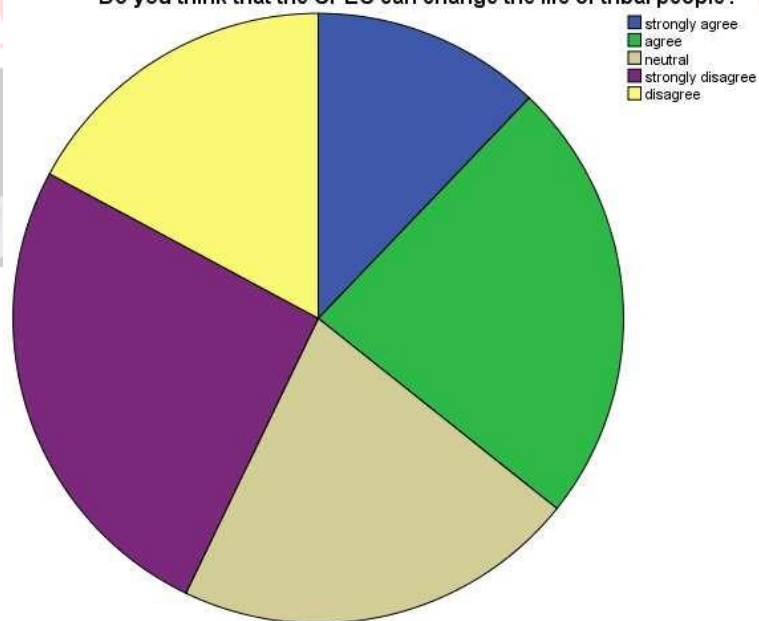


Table no.13**Number of immigrants increased due to CPEC development?**

	Frequency	Percent	Valid Percent	Cumulative Percent
strongly agree	34	24.3	24.3	24.3
Agree	37	26.4	26.4	50.7
Neutral	30	21.4	21.4	72.1
strongly disagree	26	18.6	18.6	90.7
disagree	13	9.3	9.3	100.0
Total	140	100.0	100.0	

Table no.19 shows the respondent response to the statement that the number of immigrants increased due to CPEC development .in which 50.7% of respondents mark agree option while 27.9% people are disagree with statement and 21.4 remain neutral.

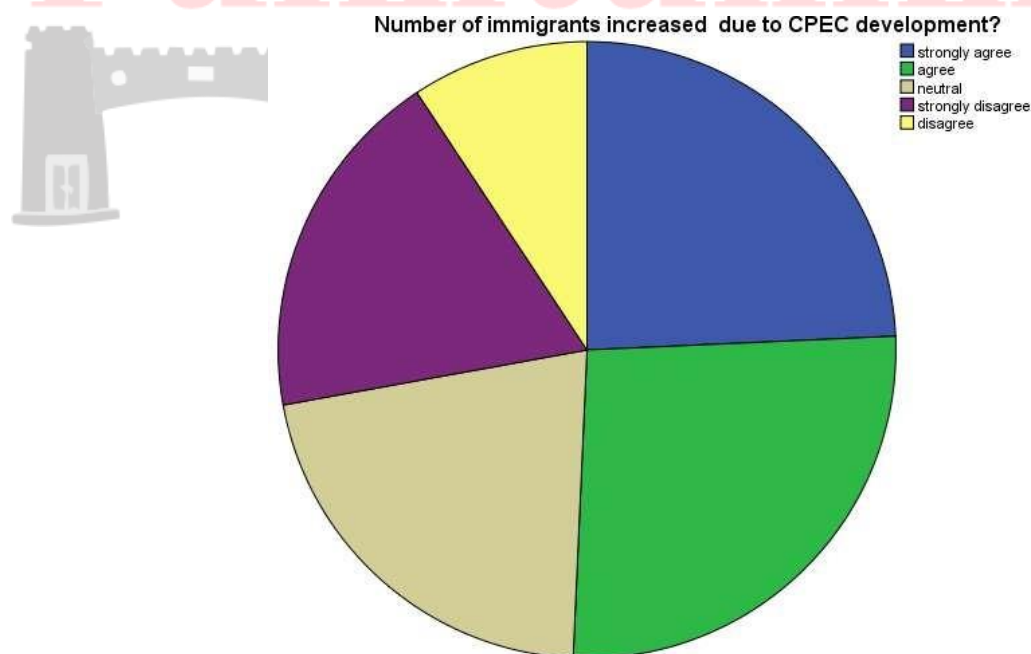


Table No.14**There is enhanced Social awareness due to CPEC?**

	Frequency	Percent	Valid Percent	Cumulative Percent
strongly agree	23	16.4	16.4	16.4
Agree	51	36.4	36.4	52.9
Neutral	28	20.0	20.0	72.9
strongly disagree	25	17.9	17.9	90.7
Disagree	13	9.3	9.3	100.0
Total	140	100.0	100.0	

Table no. 20 shows the respondents response to the statement that there is enhanced Social awareness due to CPEC. In which 52.8% of the respondents are agree with the statement while 27.0% respondents disagree with statement and 20.0% people remain neutral.

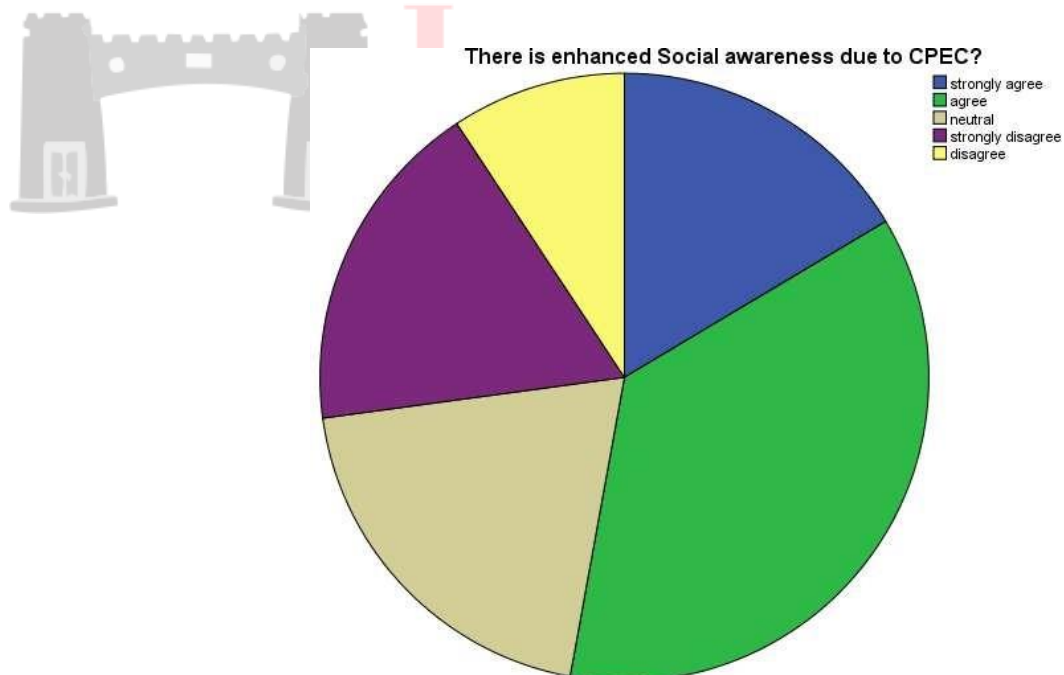


Table No.15

Do you think that CPEC has provided with increased employment opportunities in the Gwardar?

	Frequency	Percent	Valid Percent	Cumulative Percent
strongly agree	28	20.0	20.0	20.0
Agree	37	26.4	26.4	46.4
Neutral	17	12.1	12.1	58.6
strongly disagree	42	30.0	30.0	88.6
Disagree	16	11.4	11.4	100.0
Total	140	100.0	100.0	

This table shows the respondent's response about the statement that CPEC has provided with increased employment opportunities in the Gwardar .in which 46.4% of respondents mark agree option while 40.4% of the respondents disagree with statement and 12.1% of the respondent remain neutral.

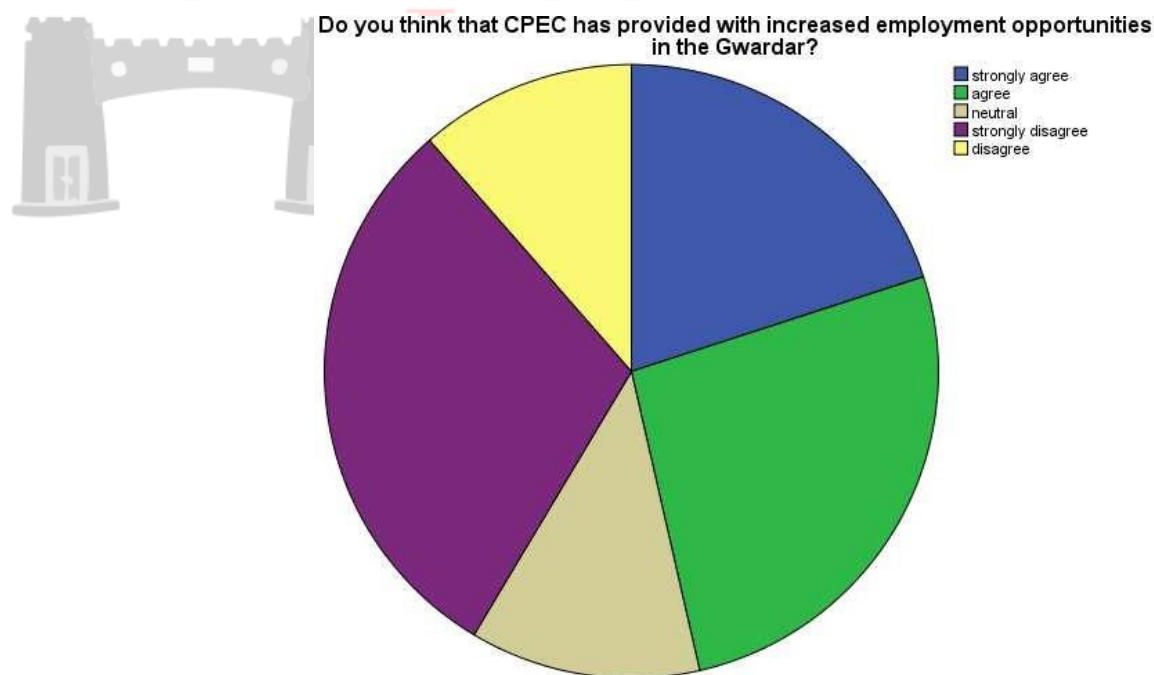


Table no.16

CPEC will bring business opportunities to the people of Gwadar?

	Frequency	Percent	Valid Percent	Cumulative Percent
strongly agree	28	20.0	20.0	20.0
agree	34	24.3	24.3	44.3
neutral	21	15.0	15.0	59.3
strongly disagree	44	31.4	31.4	90.7
disagree	13	9.3	9.3	100.0
Total	140	100.0	100.0	

This table shows the respondent view about the statement that CPEC will bring business opportunities to the people of Gwadar .in which 44.3% of respondents agree while 40.7% of the respondents disagree with statement and 15.0% of respondents remain neutral.

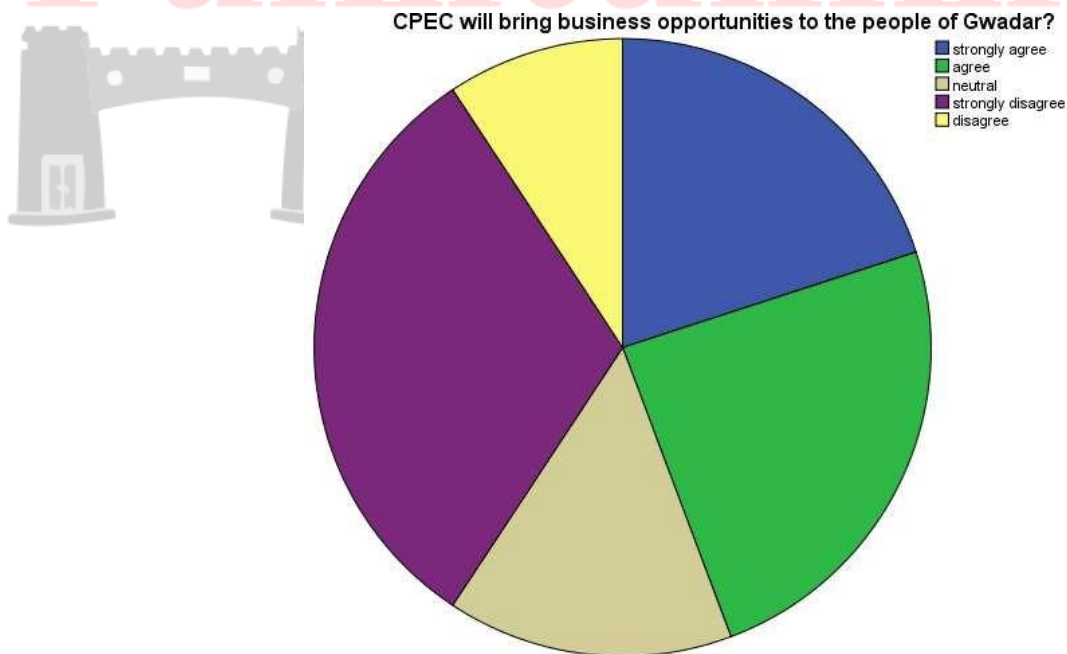


Table no.17

Do you think that people access to technology increased in Gwadar after CPEC?

	Frequency	Percent	Valid Percent	Cumulative Percent
strongly agree	19	13.6	13.6	13.6
Agree	36	25.7	25.7	39.3
Neutral	25	17.9	17.9	57.1
strongly disagree	42	30.0	30.0	87.1
Disagree	18	12.9	12.9	100.0
Total	140	100.0	100.0	

Table no.23 shows the respondents opinion about the statement that people access to technology increased in Gwadar after CPEC.in which 39.3% of the respondents agree with this statements while 42.9% of the respondent disagree and 17.9% remain neutral.

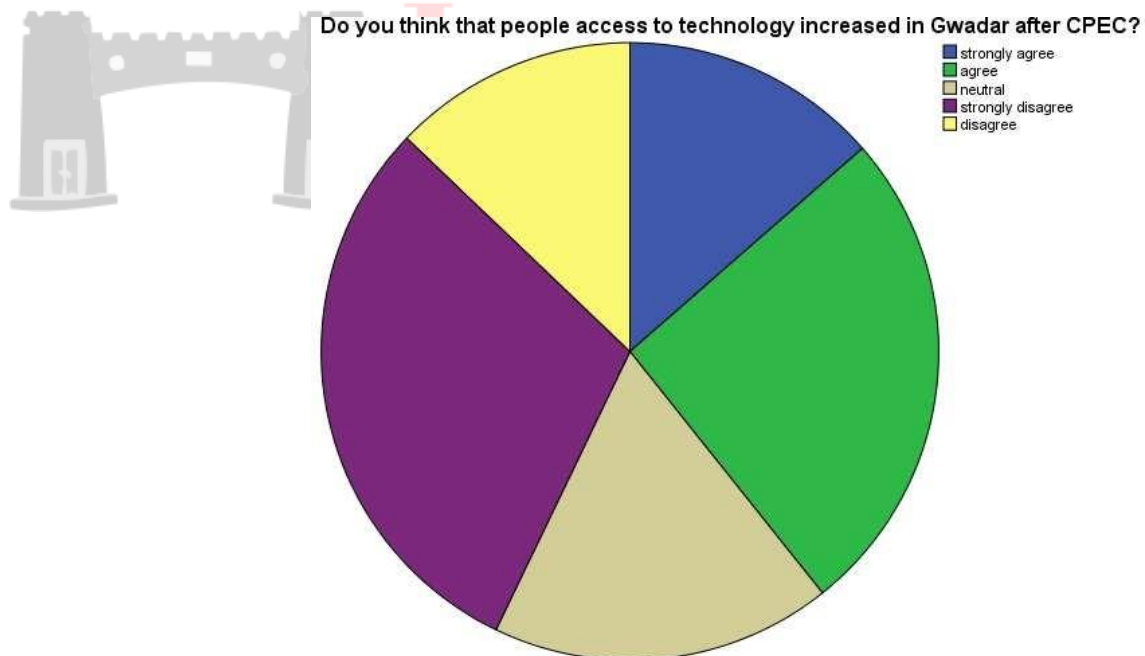


Table no.18**Do you think that the number of skilled people increased due to CPEC ?**

	Frequency	Percent	Valid Percent	Cumulative Percent
strongly agree	21	15.0	15.0	15.0
Agree	31	22.1	22.1	37.1
Neutral	23	16.4	16.4	53.6
strongly disagree	51	36.4	36.4	90.0
Disagree	14	10.0	10.0	100.0
Total	140	100.0	100.0	

Table no. 24 shows respondent views about the statement that the number of skilled people increased due to CPEC. In which 46.4% of the respondent disagree with statement while 37.1% of the respondents agree and 16.4% remain neutral.

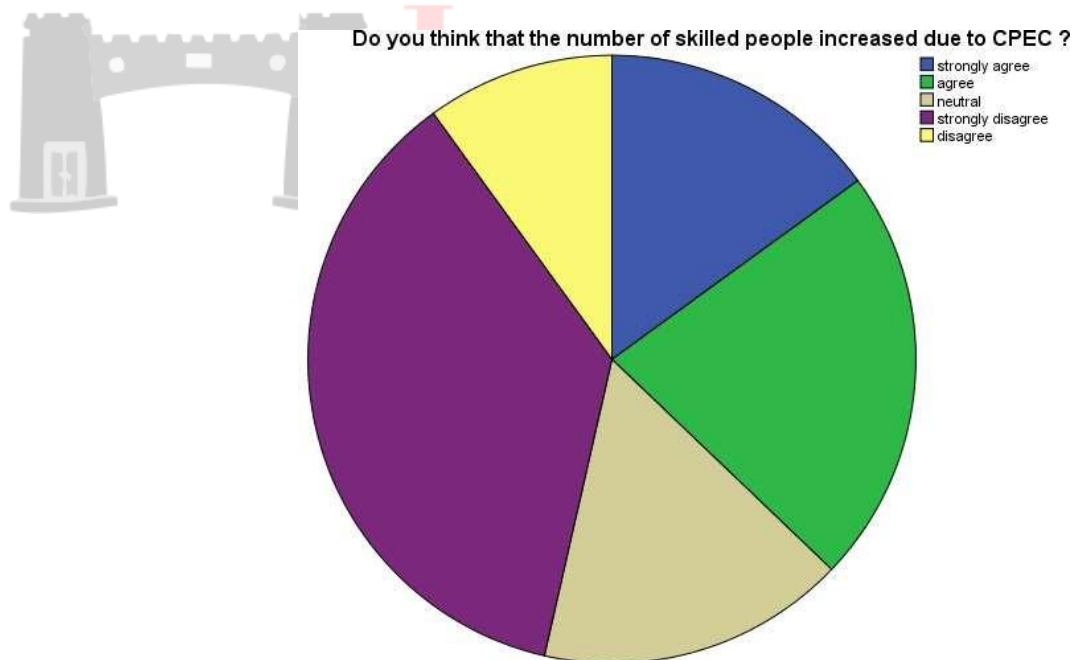


Table No.19

Do you think that the facilities of cellular network increased in Gwadar as a result of CPEC development?

	Frequency	Percent	Valid Percent	Cumulative Percent
strongly agree	14	10.0	10.0	10.0
Agree	34	24.3	24.3	34.3
Neutral	27	19.3	19.3	53.6
strongly disagree	45	32.1	32.1	85.7
Disagree	20	14.3	14.3	100.0
Total	140	100.0	100.0	

Table no.25 shows the respondents response about the statement that facilities of cellular network increased in Gwadar as a result of CPEC development.in which 34.3% of the Respondents agree with statement while 46.4% disagree and 19.3% remain neutral.

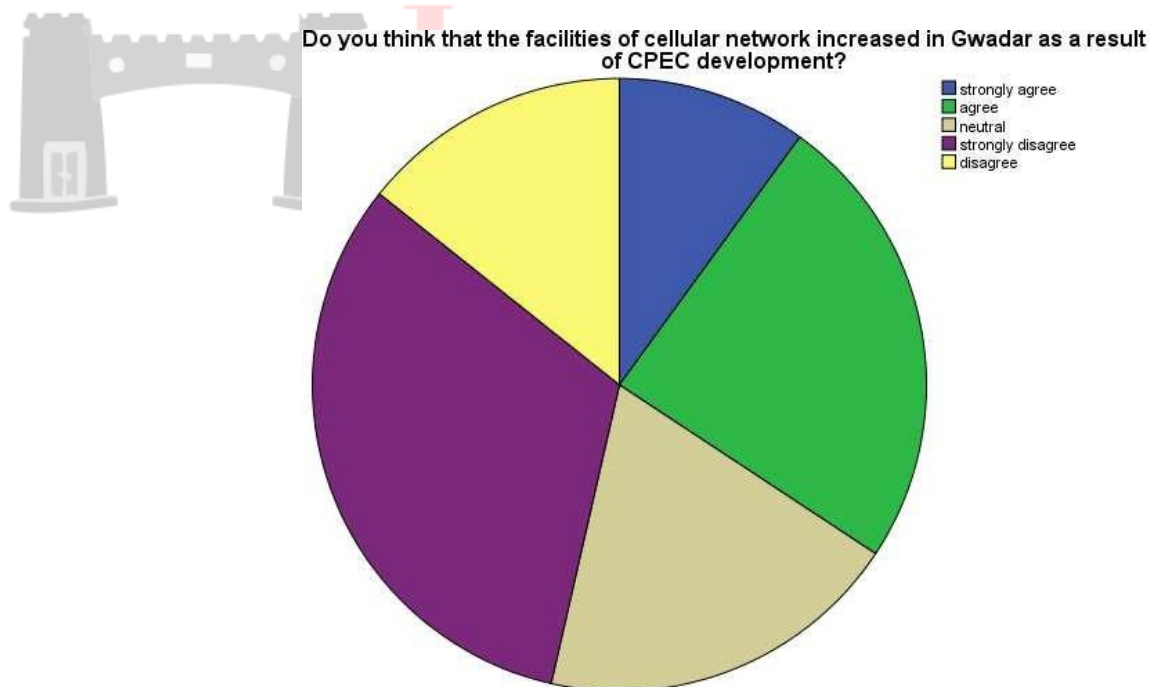


Table No.20

Do you think that CPEC project has positive impact on Tourism?

	Frequency	Percent	Valid Percent	Cumulative Percent
strongly agree	17	12.1	12.1	12.1
Agree	25	17.9	17.9	30.0
Neutral	27	19.3	19.3	49.3
strongly disagree	40	28.6	28.6	77.9
Disagree	31	22.1	22.1	100.0
Total	140	100.0	100.0	

Table No.26 shows the respondents views about the statement that CPEC project has positive impact on Tourism. In which majority of the respondent about 50.7% are disagree with statement while 30% respondents agree with statement while 19.3% remain neutral.

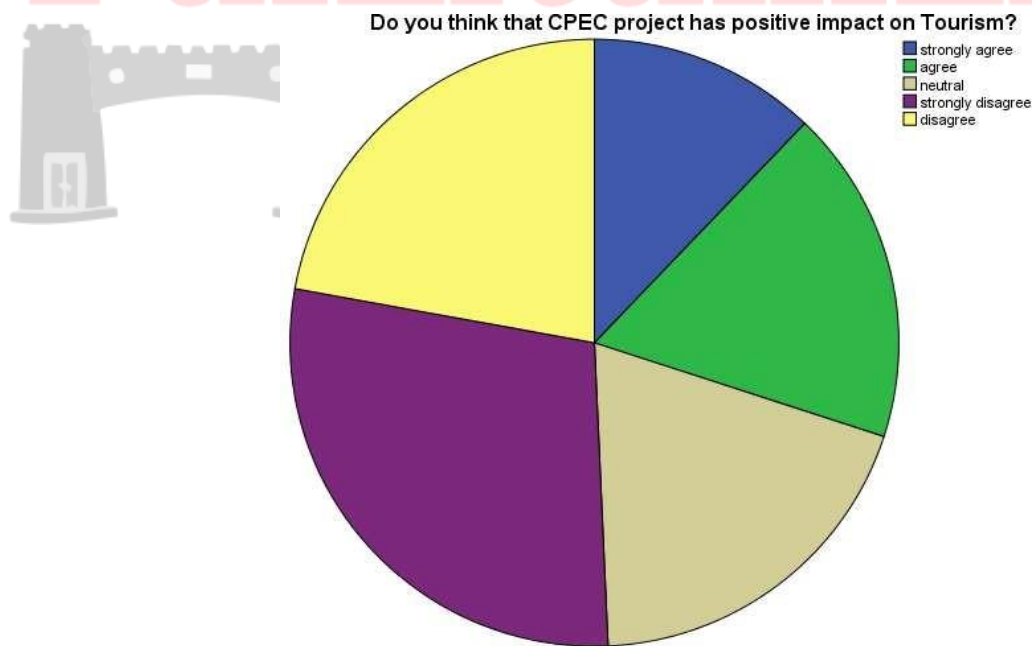


Table No.21

Do you think that the level of occupation specialty increased because of CPEC development?

	Frequency	Percent	Valid Percent	Cumulative Percent
strongly agree	10	7.1	7.1	7.1
Agree	42	30.0	30.0	37.1
Neutral	35	25.0	25.0	62.1
strongly disagree	37	26.4	26.4	88.6
Disagree	16	11.4	11.4	100.0
Total	140	100.0	100.0	

Table no.27 shows respondents response about the statement that the level of occupation specialty increased because of CPEC development. In which 37.1% of the respondents agree with statement while 37.8% disagree and 25.0% of the respondents remain neutral.

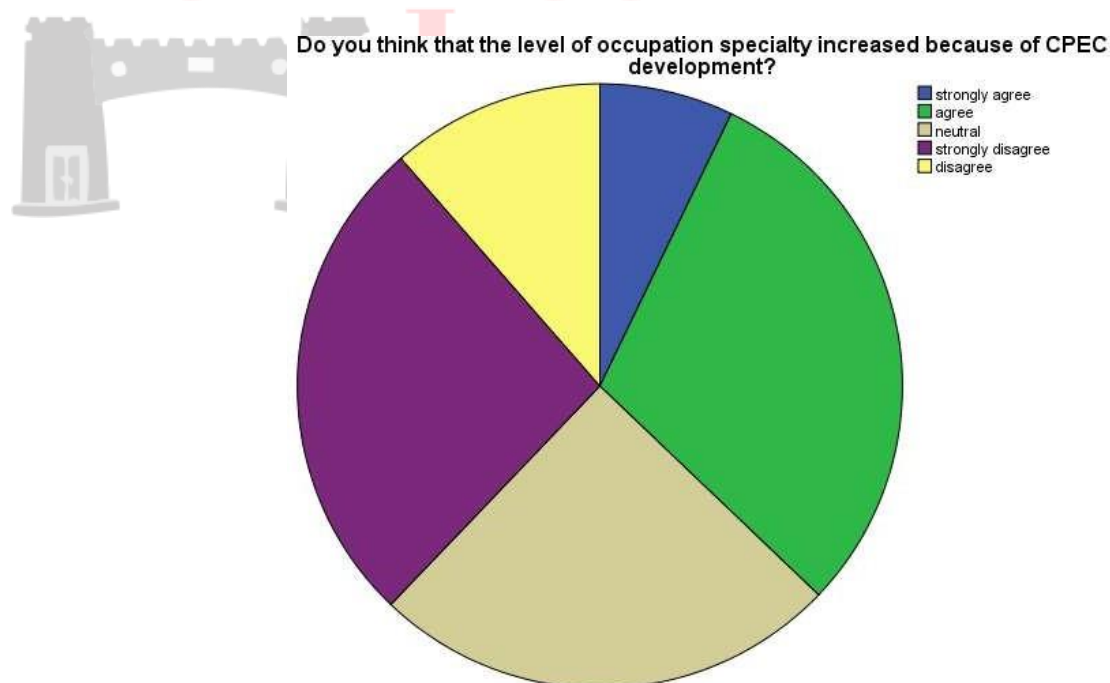


Table No.22**Do you think that per capita increase of local people because of CPEC development?**

	Frequency	Percent	Valid Percent	Cumulative Percent
strongly agree	15	10.7	10.7	10.7
Agree	33	23.6	23.6	34.3
Neutral	27	19.3	19.3	53.6
strongly disagree	47	33.6	33.6	87.1
Disagree	18	12.9	12.9	100.0
Total	140	100.0	100.0	

Table no.28 shows respondents response about the statement that per capita increase of local people because of CPEC development .In which 46.5% of the respondents disagree with statement while about 34.0% agree with statement and 19.3% mark neutral option.

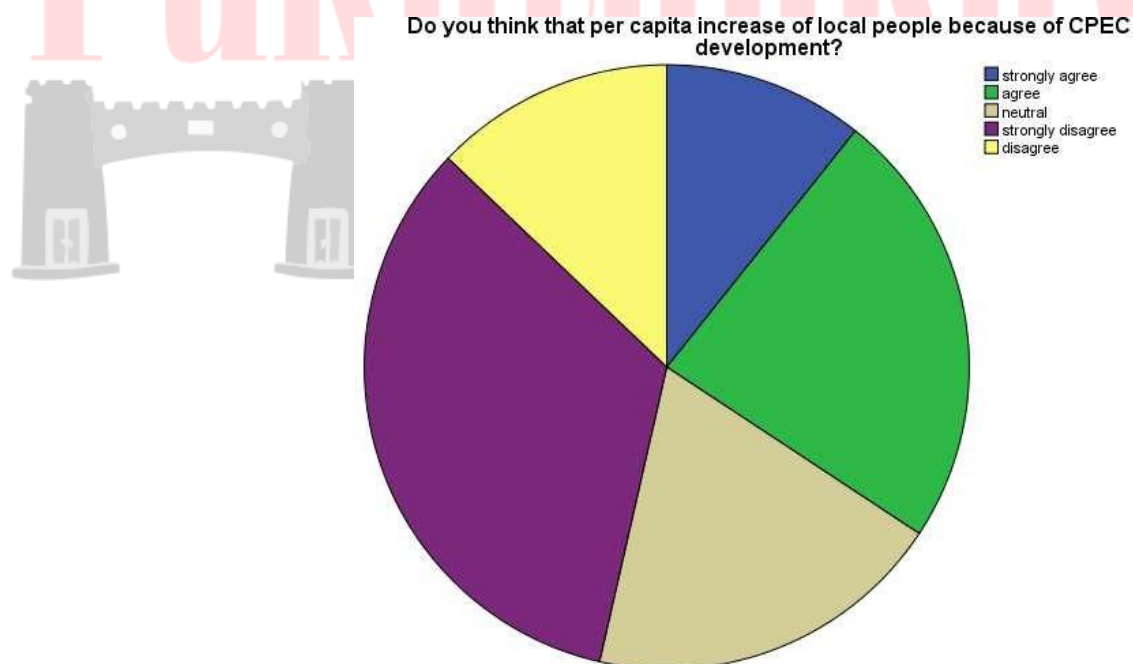


Table No.23

Do you think that transportation sector improved well after the CPEC project being launched in Gwadar?

	Frequency	Percent	Valid Percent	Cumulative Percent
strongly agree	20	14.3	14.3	14.3
Agree	41	29.3	29.3	43.6
Neutral	24	17.1	17.1	60.7
strongly disagree	38	27.1	27.1	87.9
Disagree	17	12.1	12.1	100.0
Total	140	100.0	100.0	

Table no.29 shows the respondents views about the statement that transportation sector improved well after the CPEC project being launched in Gwadar. In which 43.6% respondents agree with statement while 39.2% respondents disagree with statement and 17.1% respondents remain neutral.

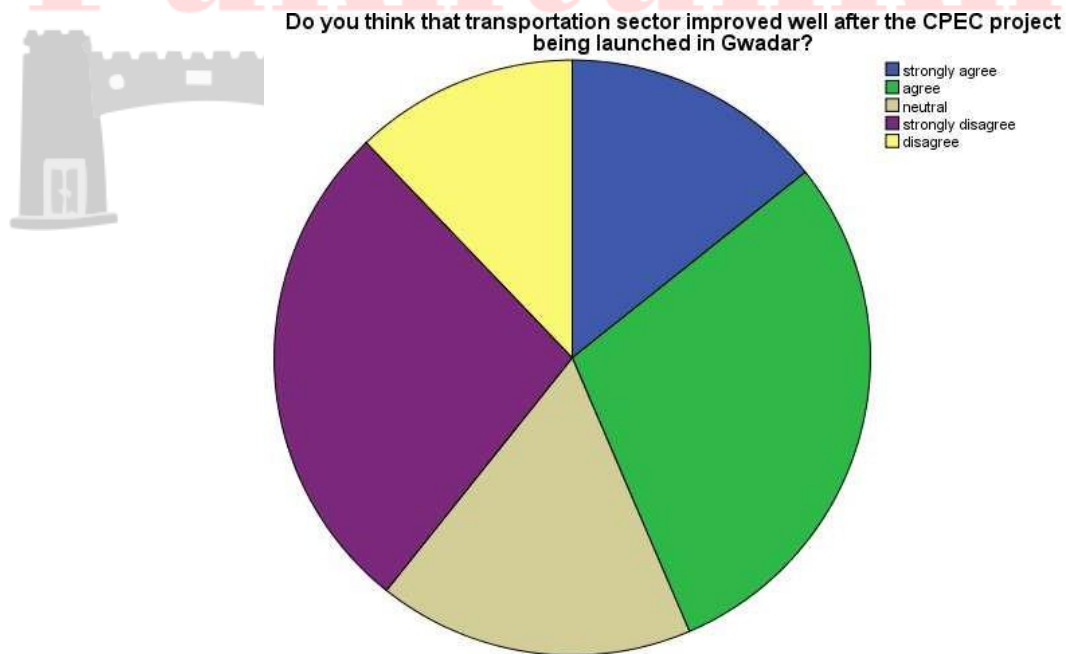


Table No.24

Do you think mass consumption remains high after CPEC development among the local people?

	Frequency	Percent	Valid Percent	Cumulative Percent
strongly agree	11	7.9	7.9	7.9
Agree	26	18.6	18.6	26.4
Neutral	34	24.3	24.3	50.7
strongly disagree	42	30.0	30.0	80.7
Disagree	27	19.3	19.3	100.0
Total	140	100.0	100.0	

Table No.30 shows the respondents response about the statement that mass consumption remains high after CPEC development among the local people. In which 49.3% of the respondents disagree with statement while 26.0% of the respondent agree with statement and 24.3% respondents remain neutral.

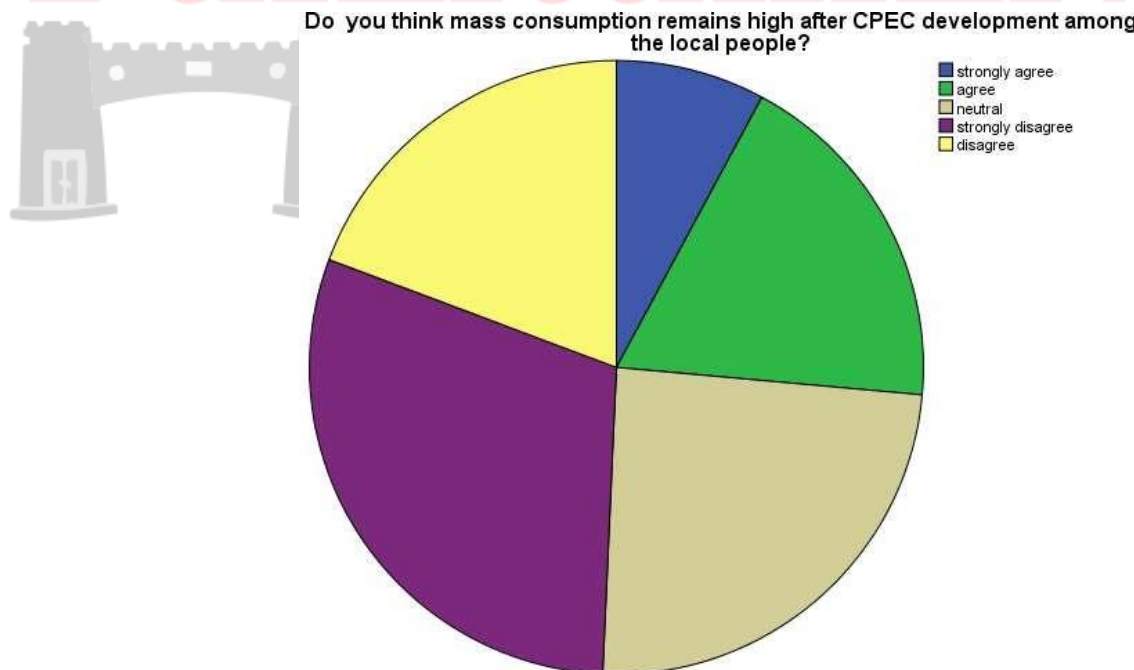


Table No.25

Do you think that the land prices increased in Gwadar after the development of CPEC?

	Frequency	Percent	Valid Percent	Cumulative Percent
strongly agree	53	37.9	37.9	37.9
Agree	46	32.9	32.9	70.7
Neutral	20	14.3	14.3	85.0
strongly disagree	10	7.1	7.1	92.1
Disagree	11	7.9	7.9	100.0
Total	140	100.0	100.0	

Table no.31 shows respondent's reaction to the statement that the land prices increased in Gwadar after the development of CPEC. In which 70.0% respondents agree with the statement while 15.0% disagree with a statement and 14.3% remain neutral.

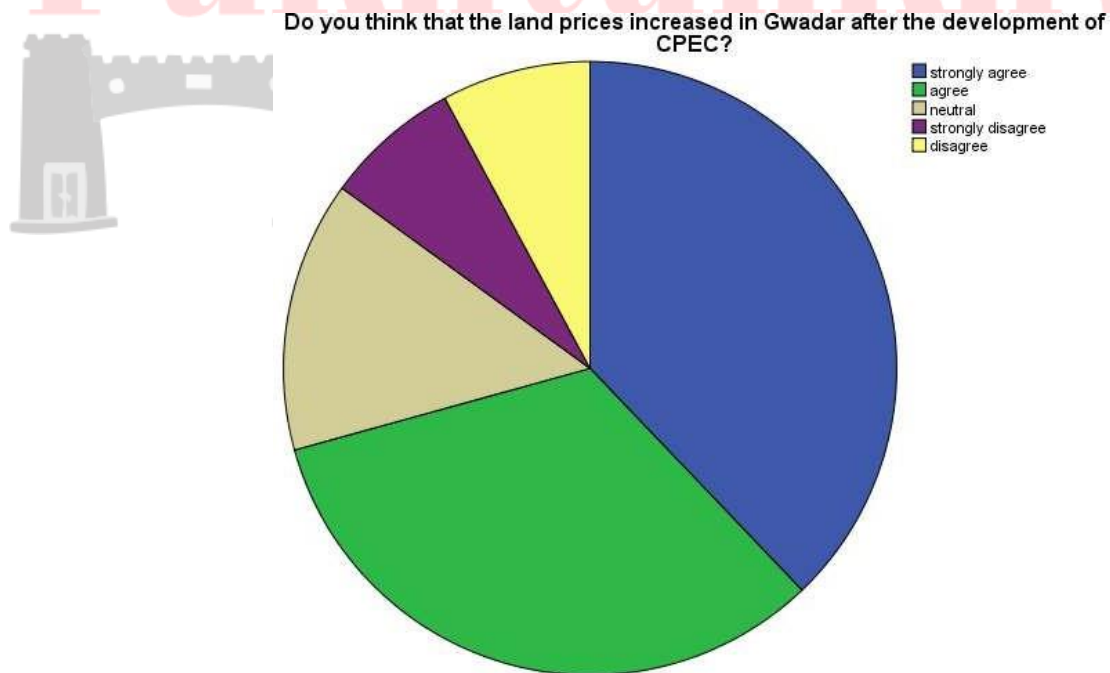


Table No.26**Do you believe that CPEC development brings changes in language of local people?**

	Frequency	Percent	Valid Percent	Cumulative Percent
strongly agree	31	22.1	22.1	22.1
Agree	53	37.9	37.9	60.0
Neutral	28	20.0	20.0	80.0
strongly disagree	16	11.4	11.4	91.4
Disagree	12	8.6	8.6	100.0
Total	140	100.0	100.0	

Table no. 32 shows respondents reaction to the statement that CPEC development brings changes in language of local people. In which 60.0% of the respondents agreed with the statement while 20.0% of the respondents agree to the statement while 19.0% of the respondents disagree and 20.0% respondents remain neutral.

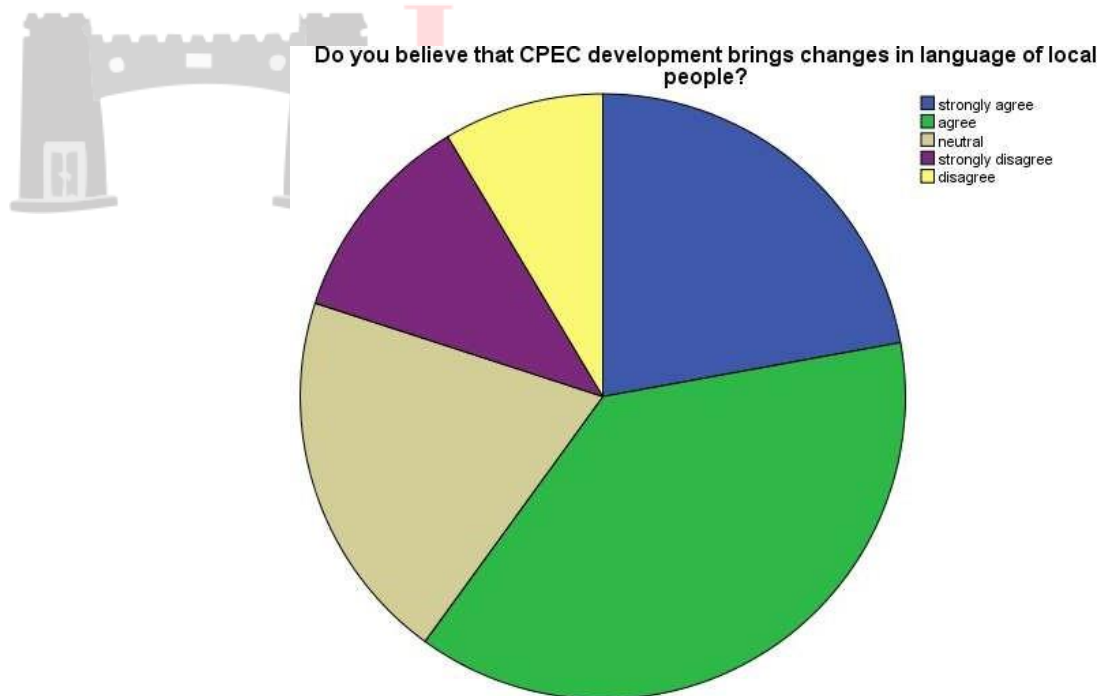


Table no.27**Do think that the CPEC will result in the Chinese settlement in Gwadar?**

	Frequency	Percent	Valid Percent	Cumulative Percent
strongly agree	37	26.4	26.4	26.4
Agree	58	41.4	41.4	67.9
Neutral	21	15.0	15.0	82.9
strongly disagree	8	5.7	5.7	88.6
Disagree	16	11.4	11.4	100.0
Total	140	100.0	100.0	

Table no.33 shows respondents response about the statement that the CPEC will result in the Chinese settlement in Gwadar. In which 67.8% of the respondents views that due to CPEC there are a lot of Chinese settlement in Gwadar while 17.0% of the respondents disagree with the statement and 15% respondent remain neutral.

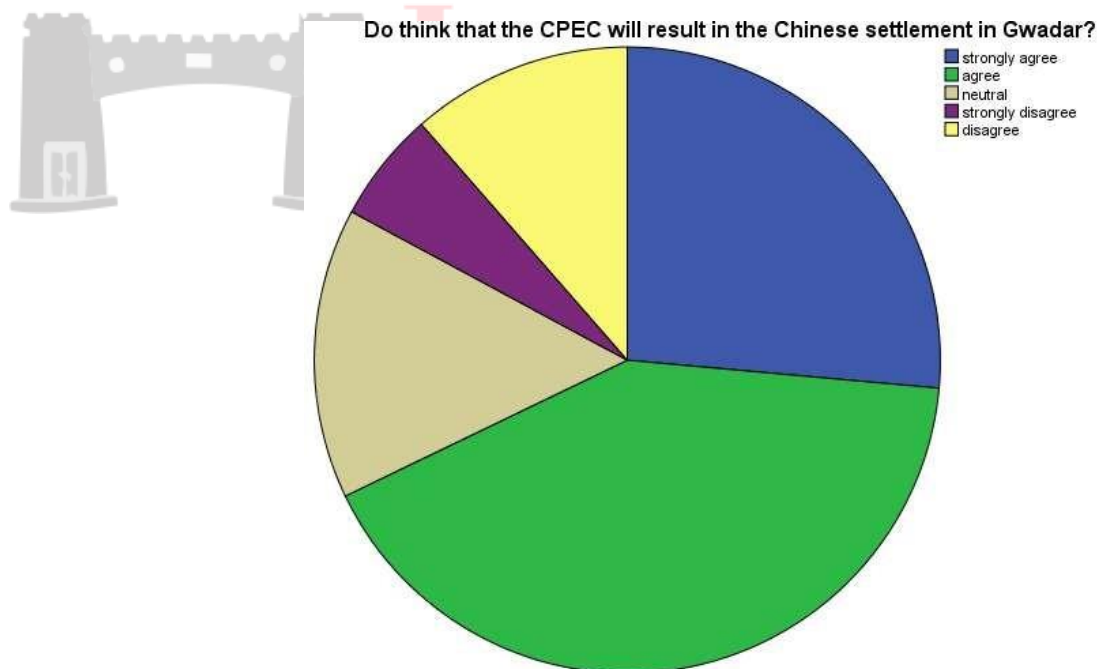


Table No.28**DO you think that the China settlement have impact on the social structure of Gwadar?**

	Frequency	Percent	Valid Percent	Cumulative Percent
strongly agree	37	26.4	26.4	26.4
Agree	61	43.6	43.6	70.0
Neutral	17	12.1	12.1	82.1
strongly disagree	17	12.1	12.1	94.3
Disagree	8	5.7	5.7	100.0
Total	140	100.0	100.0	

Table no.34 shows the respondents response about the statement the China settlement have impact on the social structure of Gwadar. In which 70.0% of the respondents agree with statement while 17.8% of the respondents disagree to statement and 12.1% respondents remain neutral.

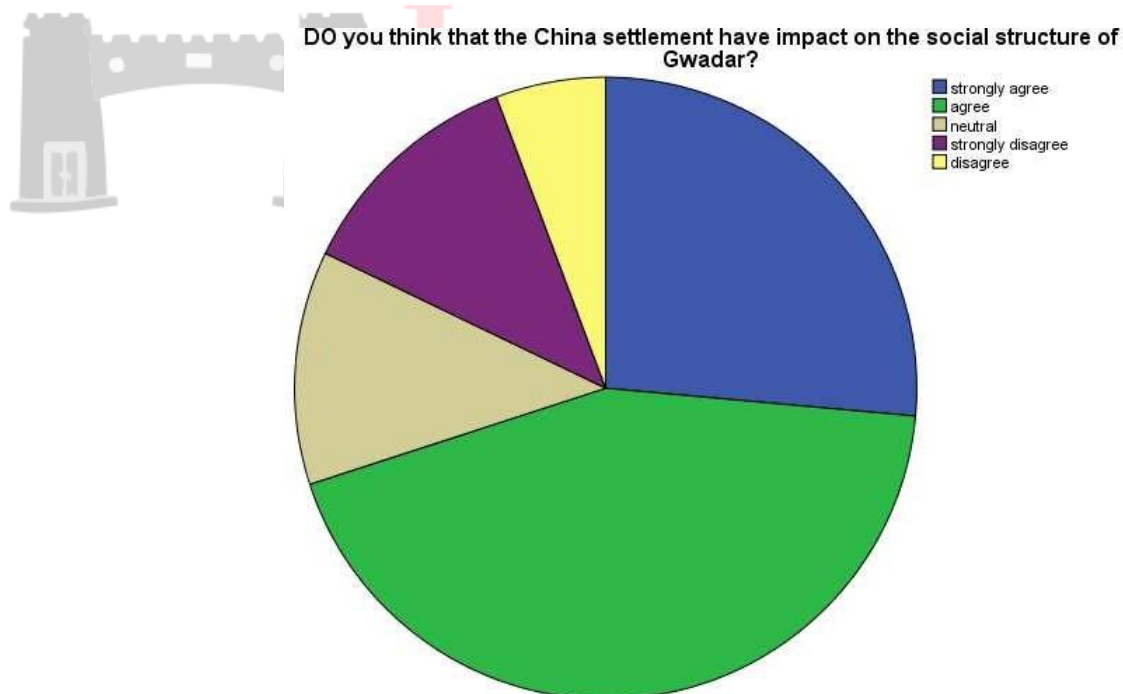


Table No.29**Did CPEC activities make an effect on dressing style and pattern?**

	Frequency	Percent	Valid Percent	Cumulative Percent
Strongly agree	27	19.3	19.3	19.3
Agree	45	32.1	32.1	51.4
Neutral	34	24.3	24.3	75.7
strongly disagree	21	15.0	15.0	90.7
Disagree	13	9.3	9.3	100.0
Total	140	100.0	100.0	

Table no.35 shows the respondents response about the statement that CPEC activities make an effect on dressing style and pattern. In which 51.4% of the respondents agree with statement while 24.3%. Of the respondents disagree to statement and 24.3% respondents remain neutral.

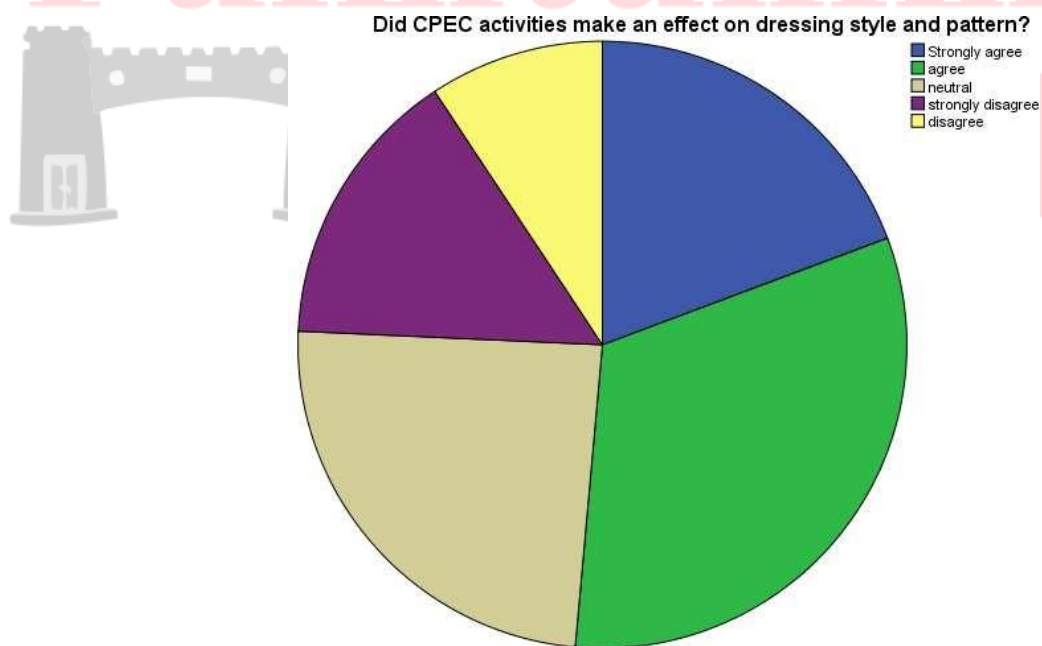
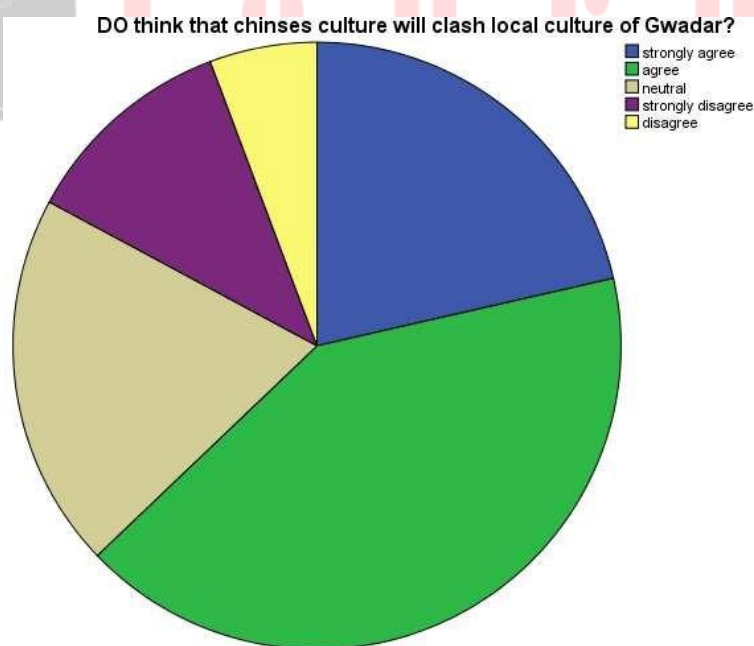
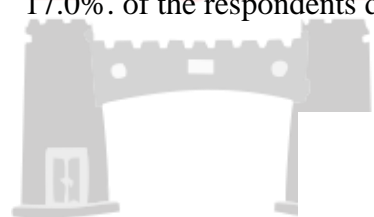


Table No.30**DO think that Chinese culture will clash local culture of Gwadar?**

	Frequency	Percent	Valid Percent	Cumulative Percent
strongly agree	30	21.4	21.4	21.4
Agree	58	41.4	41.4	62.9
Neutral	28	20.0	20.0	82.9
strongly disagree	16	11.4	11.4	94.3
Disagree	8	5.7	5.7	100.0
Total	140	100.0	100.0	

Table no.36 shows the respondents response about the statement that the Chinese culture will clash local culture of Gwadar. In which 62.8% of the respondents agree with statement while 17.0% of the respondents disagree to statement and 20.0% respondents remain neutral.



Pukhtunkhwa Journal



Pukhtunkhwa
Journal

International Journal Pukhtunkhwa Journal | Volume 3 | Issue II | June 2018

<https://pukhtunkhwajournal.org>

info@pukhtunkhwajournal.org

Discussion:

China Pakistan Economic corridor is a splendid, tremendous, economical and developmental project, so, the people of Pakistan are very positive about outcomes of it. In addition to it, it will play a vital role in the economic and social sectors of Pakistani political milieu. Hence, it will be the main source of connectivity between the two countries.

The signing of agreement between China and Pakistan would brought joys and pleasures in the homeland, especially in Baluchistan, It will act like a game changer and will change the fate and luck of Pakistani mob, hence, it is perceived in a very brisk way. It will open new employment and job gates for the masses, so, tremendous academic debates were initiated in the different parts of the prestigious federating units of Pakistan.

When questions were asked about the future of Baluchistan? The answer was Yeah. In addition to it, when we look at the history of Baluchistan, it is a harsh and bitter fact that projects like Sui gas project had not changed the fate of Baluchistan. It was propagated that Baluchistan will get the principal shares, so, mob are still waiting for the conversion of rumors into real facts and figures. Hence, they are distrustful about the CPEC effects on the people of Baluchistan. Beside it, Baluchistan is a highly backward area and even though people do not have access to clean drinking water. When a survey was conducted about drinkable water, out of the 140 people 66 answers were negative while 61 showed positive behavior. We can easily extract the perception of natives about CPEC from the above survey.

The Baloch people showed negative repercussions about the project because it is perceived as a colonial power which will colonize them. Moreover it, it is perceived as an attack on their customs and cultures. The Baloch people are against the project because they perceived the project as another East India Company which will colonize them. They perceive the project as an attack on their demography, culture and traditions. It is more than crystal clear from a survey that 73.0% had showed negative reactions toward the CPEC. In addition to it, it is extracted from the survey that Balochi's perspectives were counter to most of the political and social analysts.

A splendid literature is being written on the various aspects of CPEC in which the economical

and developmental are being discussed in brisk methods. It has been expected that it will boost up Pakistan economy. Furthermore, Researchers visions just revolve around their own perceptions but they are not getting the natives mental perceptions about CPEC. In addition to it , the often researches go parallel to the locals perceptions of Gawadar .Moreover it, it has been discussed in some researches that it will enhance business opportunities , per capita income and job opportunities for locals, hence, see the project as a game changer. Yet, the baloch think that it will dramatically change the culture, demography and will transform them into minority due to foreigners' settlement in the Gawadar. It will also beautiful be a reason of demolishing baloch identity.



Conclusion:

China Pakistan Economic Corridor, is a good opportunity and game changer project for the residents of Gawadar, Pakistan. The project has multidimensional impacts on the social, culture and economic sectors of Pakistan. It would dramatically change the fate and luck of the Gawadar residents. Moreover, it will open new doors for jobs, business and will also bring betterment in the health, education and infrastructure. Furthermore, there are suspicions regarding the government role in the CPEC, whether the governmental policies will benefit the local of

Gawadar or not? The people of Gawadar are in doubt about the government policies because they were marginalized in the past i.e Rikodiq and Sindak projects. The fear of marginalization is still pulsating in the mind of local residents. They are afraid they may not fall into minority which is turn fall a negative impact on their culture and values. Chinese will be imported to Gawadar which will replac of the local into minority. Chinese will be definitely the elite class of Gawadar, so, they will easily get control over their lands. Furthermore, their exist a hidden reflection of colonization in the Chinese settlement in Gawadar.

Nawabism and Sardari system are the ruling factor of the baloch culture. It is in the air that modernization will change Baluchistan culture. Modernization and urbanization will break the Nawabism and landlord systems into pieces which is truly a huge threat to conventional and orthodox systems. Furthermore, the traditional elites will lose their power over the regions. It is palpable that the locals of Baluchistan are illiterate, So, they are blindly following their traditional elite class. Hence, it is a deep rooted fact that most of the baloch are not aware of the modern world, so, the locals see the modernization through curse and obscene prism. Therefore, the elite of Baluchistan show negative repercussions towards the CPEC.

It is ease to check out the negative and dire perceptions of Gawadar people about CPEC. The negativity could be traced in the history of Baluchistan because governmental policies showed negligence towards the natives of Baluchistan. Therefore, it will be one of the principal concerns of establishment to build a true trust in the commoners. Besides, it's rather the government duty to fulfill the promises of Baluchistan. In a nutshell, it seems absolutely possible that

establishment can take into confidence the dwellers of Gawadar through frenetic consultations and cooperation.

REFERENCES

- Al- Naomi, A.-A. M. (2008). the new Doha port project Qatar . 178-180.
- Arif. (1984). *Documents on China-Pakistan Relations*. lahore: Vanguard Books.
- Chaudhri, M. A. (1970). *Pakistan and the Great Powers*. Council for Pakistan Studies.
- Chaudhri, M. A. (1986). STRATEGIC AND MILITARY DIMENSIONS IN PAKISTAN-CHINA RELATIONS. *Pakistan Institute of International Affairs*, 15-28.
- Cherng-Shin, O. (2013). the Sino–Pak Trade and Energy Corridor: An Assessment. Poland. Cherng-Shin, Ouyang. 2013. *the Sino–Pak Trade and Energy Institute of International Relations, Warsaw Economic University*.
- Farooq, Y. (2014). is the New Silky Road really an Economic Corridor for China and Pakistan? *strategic studies*.
- HashemyA, S. (2017). China Pakistan Economic Corridor Implications for Pakistan's Economy & Sectors Best Local Brokerage HouseBrokers Poll .
- Haynes, K. Y. (1997). development of port. *Journal of transport geography* , 58-69.
- Hussain, E. (2016). China–Pakistan Economic Corridor: Will It Sustain. *Fudan Journal of the Humanities and Social Science*., 145-159.
- Hussain, E. a. (2015). China–Pakistan Economic Relations. *daily times*.
- JAIN, R. K. (1981). *China-South Asian Relations, 1947-1980: Volume 1 and 2* . RADIANT PUBLISHERS.

Kendal, D. (2007). *Sociology in Our Times* .

Khalid Manzoor, a. A. (2015). "IMPACT OF CPEC ON REGIONAL AND EXTRA-REGIONAL ACTORS. *the Journal of Political Science* .

Pukhtunkhwa Journal



Pukhtunkhwa
Journal

International Journal Pukhtunkhwa Journal | Volume 3 | Issue II | June 2018

<https://pukhtunkhwajournal.org>

info@pukhtunkhwajournal.org

- Khalid, n. (2005). The development of port and shipping sector in Malaysia. *maritime institute of Malaysia* , 1-15.
- khan, a. (1996). into- Pak relation . *lancer publisher and distributors India* , 207.
- khan, h., & khan, h. j. (2016). Socio-Economic Analysis of China-Pak economic corridor; a case study of Gwadar baluchistan. *International Journal of Social Science and Humanities Research*, 409-415.
- Massarrat abid, A. A. (2015). CPEC challenges and oportunities for pakistan. *Pakistan Vision Vol. 16 No. 2*, 143-166.
- Nolintha, V. (2012). No Economic Sub-Corridors and Potential for Regional Development. Eds. MasamiIshida. Emerging Economic Corridors in the Mekong Region. *Nolintha, Vinthan. 2012. Economic Sub-Corridors and Potential for Regional Development. Eds. MasamiIshida. BRC Research Report no. 8. Bangkok Research Center.*
- Oni, S. (2003). Nigeria's Transport Infrastructural Development: An Integral Part of National Economic Empowerment and Development Strategy (Needs). *University of Lagos, Lagos Nigeria.*
- Ouyang, C.-s. (2013). The Sino-Pak Trade and Energy Corridor -An Assessment-. *Institute of International Relations Warsaw Economic University, Poland.*
- Rizvi, H. A. (2015). the China-Pakistan Economic Corridor: Regional Cooperation and Socio-Economic Development. *strategic studies.*
- Rostow, W. (1960). A Comparative Manifesto. Cambridge. *Cambridge University Press.*
- Senge, H. S. (2012). Expansion of the Karakoram Corridor: Implications and Prospects. *Senge, H. Sering. 2012. Expansion of the KaraInstitute for Defence Studies and Analysis.*

WATERS, R. C. (1977). Port Economic Impact Studies: Practice and Assessment. *Penn state university press*, 14-18

Pukhtunkhwa Journal



Pukhtunkhwa
Journal

International Journal Pukhtunkhwa Journal | Volume 3 | Issue II | June 2018

<https://pukhtunkhwajournal.org>

info@pukhtunkhwajournal.org

Pukhtunkhwa Journal



Pukhtunkhwa
Journal

International Journal Pukhtunkhwa Journal | Volume 3 | Issue II | June 2018

<https://pukhtunkhwajournal.org>

info@pukhtunkhwajournal.org